





Results Book

MEC Race Meeting
Saturday 10th & Sunday 11th June 2017




MYLAPS
SPORTS TIMING

w: Timing.ie
e: info@Timing.ie



Mondello Park National Circuit

Length: 1.850 km - 1850m





MEC Race Meeting

MEC Race Meeting

Mondello Park National Circuit 1.850 km

Date & Time	Group	Name	Type
10/06/2017			
09:50	Formula Vee	Qualifying	Qualifying
10:15	Formula Sheane	Qualifying	Qualifying
10:40	Historics	Qualifying	Qualifying
11:05	Strykers	Qualifying	Qualifying
11:30	Formula Vee	B & C Race	Race
11:55	Formula Sheane	Race 1	Race
12:20	Historics	Race 1	Race
14:00	Strykers	Race 1	Race
14:25	Formula Vee	Race	Race
14:50	Historics	Race 2	Race
15:15	Formula Sheane	Race 2	Race
15:40	Strykers	Race 2	Race
11/06/2017			
09:55	Irish Supercars by Pirelli & SEATS	Qualifying	Qualifying
10:20	Mondello Park Fiesta Zetec	Qualifying	Qualifying
10:45	Tool Dynamics ITCC	Qualifying	Qualifying
11:10	MicksGarage Future Classics	Qualifying	Qualifying
11:35	Patch Tyre Equipment Fiesta ST	Qualifying	Qualifying
12:00	Irish Supercars by Pirelli & SEATS	SEAT Supercup Race 1	Race
12:25	Irish Supercars by Pirelli & SEATS	Irish Supercars Powered by Pirelli Race 1	Race
12:50	Mondello Park Fiesta Zetec	Race 1	Race
14:00	MicksGarage Future Classics	Race	Race
14:25	Tool Dynamics ITCC	Race 1	Race
14:50	Patch Tyre Equipment Fiesta ST	Race 1	Race
15:15	Irish Supercars by Pirelli & SEATS	Irish Supercars Powered by Pirelli Race 2	Race
15:40	Irish Supercars by Pirelli & SEATS	SEAT Supercup Race 2	Race
16:05	Mondello Park Fiesta Zetec	Race 2	Race
16:30	Tool Dynamics ITCC	Race 2	Race


Class	Competitors	Class	Competitors
Fiesta	21	ITCC - Super Touring	5
Ford Fiesta ST	23	ITCC - Touring	6
Formula Sheane	10	Irish Supercars	8
Formula Vee	21	SEAT Leon Supercopa	7
Future Classics	13	Strykers	17
Historic	14		



MEC Race Meeting

MEC Race Meeting

Mondello Park National Circuit 1.850 km



Date & Time	Group	Name	Type
16:55	Patch Tyre Equipment Fiesta ST	Race 2	Race

Class	Competitors	Class	Competitors
-------	-------------	-------	-------------

Clerk of the Course: S.Boden (Sat) / S.Milligan (Sun)

Orbits

Deputy Clerk of the Course: Jonathan Flood

Timing: Timing.ie

Results are provisional until the conclusion of judicial & technical matters

www.mylaps.com

Licensed to: Timing.ie

Printed: 11/06/2017 15:16:56

Page 2/2



MEC Race Meeting

Sorted on best lap time

Formula Vee

Mondello Park National Circuit 1.850 km

Qualifying 10/06/2017 09:50

Qualifying (15:00 Time) started at 10:01:07

Pos	No.	Name	Car	Laps	Best Tm	In Lap	Diff	Gap	Best Speed	2nd Best
1	1	Dan Polley	LOH Sheane / 1600cc	14	1:02.117	14			107.217	1:02.289
2	21	Justin Costello	Leastone JH002 / 1600cc	14	1:02.521	14	0.404	0.404	106.524	1:02.841
3	19	Anthony Cross	Sheane / 1600cc	14	1:02.649	14	0.532	0.128	106.307	1:03.064
4	27	Colm Blackburn	Leastone / 1600cc	14	1:02.915	13	0.798	0.266	105.857	1:03.049
5	55	Kevin Grogan	Leastone JH002 / 1600cc	14	1:02.919	14	0.802	0.004	105.850	1:03.176
6	84	Stephen Morrin	Leastone JH004 / 1600cc	14	1:03.132	11	1.015	0.213	105.493	1:03.257
7	16	Luke O'Faolain	Sheane / 1600cc	14	1:03.205	13	1.088	0.073	105.371	1:03.665
8	4	Gavin Buckley	Sheane / 1600cc	14	1:03.611	13	1.494	0.406	104.699	1:03.694
9	14	Morgan McCourt	Leastone / 1600cc	13	1:03.966	13	1.849	0.355	104.118	1:04.029
10	95	Conor Molloy	Leastone / 1600cc	14	1:04.104	14	1.987	0.138	103.894	1:04.339
11	97	Jack Byrne	Sheane / 1600cc	11	1:04.445	11	2.328	0.341	103.344	1:04.694
12	31	Mark Miller	Leastone / 1600cc	13	1:04.903	12	2.786	0.458	102.615	1:04.929
13	69	Brandon Polley	Sheane / 1600cc	13	1:05.194	10	3.077	0.291	102.157	1:05.546
14	26	Kevin Cahill	Leastone / 1600cc	13	1:05.867	11	3.750	0.673	101.113	1:05.941
15	52	PJ Percival	Leastone / 1600cc	13	1:06.226	12	4.109	0.359	100.565	1:06.674
16	17	John Ross Delahun	Leastone JH002 / 1600cc	13	1:06.820	10	4.703	0.594	99.671	1:06.865
17	62	Max Hart	Leastone JH004 / 1600cc	13	1:07.372	10	5.255	0.552	98.854	1:07.399
18	92	Tadgh Sharkey	Leastone JH002 / 1600cc	13	1:07.958	12	5.841	0.586	98.002	1:08.198
19	7	Tom Wollard	Leastone / 1600cc	12	1:07.982	12	5.865	0.024	97.967	1:08.618

Clerk of the Course: S.Boden (Sat) / S.Milligan (Sun)

Orbits

Deputy Clerk of the Course: Jonathan Flood

Timing: Timing.ie

www.mylaps.com

Results are provisional until the conclusion of judicial & technical matters

Licensed to: Timing.ie

Printed: 10/06/2017 10:19:00



MEC Race Meeting

Formula Vee

Mondello Park National Circuit 1.850 km

Qualifying

10/06/2017 09:50

Qualifying (15:00 Time) started at 10:01:07

(1) Dan Polley			(27) Colm Blackburn			1	1:10.648	+7.443	3	1:07.215	+3.111
1	1:13.011	+10.894	1	1:15.697	+12.782	2	1:06.228	+3.023	4	1:06.327	+2.223
2	1:05.486	+3.369	2	1:06.901	+3.986	3	1:05.603	+2.398	5	1:06.917	+2.813
3	1:04.412	+2.295	3	1:04.533	+1.618	4	1:05.222	+2.017	6	1:05.265	+1.161
4	1:03.854	+1.737	4	1:04.110	+1.195	5	1:05.007	+1.802	7	1:07.471	+3.367
5	1:06.141	+4.024	5	1:07.012	+4.097	6	1:05.082	+1.877	8	1:05.233	+1.129
6	1:03.266	+1.149	6	1:03.403	+0.488	7	1:04.217	+1.012	9	1:04.738	+0.634
7	1:03.040	+0.923	7	1:03.341	+0.426	8	1:03.820	+0.615	10	1:04.590	+0.486
8	1:03.027	+0.910	8	1:03.970	+1.055	9	1:04.361	+1.156	11	1:04.439	+0.335
9	1:09.142	+7.025	9	1:03.162	+0.247	10	1:03.783	+0.578	12	1:04.339	+0.235
10	1:03.006	+0.889	10	1:03.049	+0.134	11	1:04.266	+1.061	13	1:04.429	+0.325
11	1:02.593	+0.476	11	1:14.286	+11.371	12	1:04.092	+0.887	14	1:04.104	
12	1:03.224	+1.107	12	1:03.066	+0.151	13	1:03.205		(97) Jack Byrne		
13	1:02.289	+0.172	13	1:02.915		14	1:03.665	+0.460	1	1:13.960	+9.515
14	1:02.117		14	1:05.481	+2.566	(4) Gavin Buckley			2	1:12.836	+8.391
(21) Justin Costello			(55) Kevin Grogan			1	1:13.144	+9.533	3	1:11.420	+6.975
1	1:14.837	+12.316	1	1:16.472	+13.553	2	1:07.451	+3.840	4	1:06.804	+2.359
2	1:06.186	+3.665	2	1:07.876	+4.957	3	1:08.280	+4.669	5	1:06.431	+1.986
3	1:07.481	+4.960	3	1:06.392	+3.473	4	1:06.502	+2.891	6	1:05.168	+0.723
4	1:04.993	+2.472	4	1:06.808	+3.889	5	1:06.108	+2.497	7	1:05.113	+0.668
5	1:05.802	+3.281	5	1:05.559	+2.640	6	1:05.417	+1.806	8	1:05.361	+0.916
6	1:04.406	+1.885	6	1:04.960	+2.041	7	1:07.100	+3.489	9	1:04.694	+0.249
7	1:03.588	+1.067	7	1:04.735	+1.816	8	1:05.379	+1.768	10	1:05.103	+0.658
8	1:03.614	+1.093	8	1:04.163	+1.244	9	1:04.761	+1.150	11	1:04.445	
9	1:04.455	+1.934	9	1:03.748	+0.829	10	1:04.530	+0.919	(31) Mark Miller		
10	1:03.002	+0.481	10	1:04.164	+1.245	11	1:04.297	+0.686	1	1:24.483	+19.580
11	1:03.234	+0.713	11	1:03.364	+0.445	12	1:04.019	+0.408	2	1:12.288	+7.385
12	1:03.716	+1.195	12	1:03.176	+0.257	13	1:03.611		3	1:10.553	+5.650
13	1:02.841	+0.320	13	1:03.281	+0.362	14	1:03.694	+0.083	4	1:09.356	+4.453
14	1:02.521		14	1:02.919		(14) Morgan McCourt			5	1:09.604	+4.701
(19) Anthony Cross			(84) Stephen Morrin			1	1:15.495	+11.529	6	1:08.734	+3.831
1	1:12.950	+10.301	1	1:13.185	+10.053	2	1:12.729	+8.763	7	1:06.577	+1.674
2	1:06.124	+3.475	2	1:06.642	+3.510	3	1:07.282	+3.316	8	1:15.689	+10.786
3	1:05.658	+3.009	3	1:05.908	+2.776	4	1:06.003	+2.037	9	1:06.951	+2.048
4	1:05.249	+2.600	4	1:04.490	+1.358	5	1:05.606	+1.640	10	1:06.087	+1.184
5	1:05.869	+3.220	5	1:04.747	+1.615	6	1:05.958	+1.992	11	1:05.491	+0.588
6	1:03.634	+0.985	6	1:04.382	+1.250	7	1:04.705	+0.739	12	1:04.903	
7	1:03.860	+1.211	7	1:03.754	+0.622	8	1:31.289	+27.323	13	1:04.929	+0.026
8	1:03.184	+0.535	8	1:03.257	+0.125	9	1:06.812	+2.846	(69) Brandon Polley		
9	1:04.057	+1.408	9	1:04.973	+1.841	10	1:04.993	+1.027	1	1:14.817	+9.623
10	1:03.577	+0.928	10	1:03.485	+0.353	11	1:04.241	+0.275	2	1:07.437	+2.243
11	1:16.149	+13.500	11	1:03.132		12	1:04.029	+0.063	3	1:47.763	+42.569
12	1:17.346	+14.697	12	1:04.483	+1.351	13	1:03.966		4	1:06.977	+1.783
13	1:03.064	+0.415	13	1:03.962	+0.830	(95) Conor Molloy			5	1:07.127	+1.933
14	1:02.649		14	1:03.424	+0.292	1	1:16.146	+12.042	6	1:06.300	+1.106
(16) Luke O'Faolain						2	1:07.576	+3.472	7	1:05.612	+0.418

Clerk of the Course: S.Boden (Sat) / S.Milligan (Sun)

Orbits

Deputy Clerk of the Course: Jonathan Flood

Timing: Timing.ie

www.mylaps.com

Results are provisional until the conclusion of judicial & technical matters

Licensed to: Timing.ie



MEC Race Meeting

Formula Vee

Mondello Park National Circuit 1.850 km

Qualifying

10/06/2017 09:50

Qualifying (15:00 Time) started at 10:01:07

8	1:07.012	+1.818	12	1:09.647	+2.827
9	1:06.502	+1.308	13	1:07.029	+0.209
10	1:05.194				
11	1:07.827	+2.633			
12	1:05.616	+0.422			
13	1:05.546	+0.352			

(62) Max Hart

1	1:24.536	+17.164
2	1:17.899	+10.527
3	1:20.217	+12.845
4	1:17.773	+10.401
5	1:12.024	+4.652
6	1:12.764	+5.392
7	1:10.646	+3.274
8	1:08.809	+1.437
9	1:10.157	+2.785
10	1:07.372	
11	1:07.881	+0.509
12	1:07.399	+0.027
13	1:07.550	+0.178

(26) Kevin Cahill

1	1:20.393	+14.526
2	1:12.727	+6.860
3	1:10.984	+5.117
4	1:09.681	+3.814
5	1:08.360	+2.493
6	1:07.255	+1.388
7	1:08.605	+2.738
8	1:07.101	+1.234
9	1:06.871	+1.004
10	1:05.968	+0.101
11	1:05.867	
12	1:05.941	+0.074
13	1:06.107	+0.240

(92) Tadgh Sharkey

1	1:22.807	+14.849
2	1:14.806	+6.848
3	1:15.997	+8.039
4	1:15.243	+7.285
5	1:13.562	+5.604
6	1:12.557	+4.599
7	1:10.484	+2.526
8	1:09.927	+1.969
9	1:11.595	+3.637
10	1:09.583	+1.625
11	1:08.763	+0.805
12	1:07.958	
13	1:08.198	+0.240

(52) PJ Percival

1	1:22.370	+16.144
2	1:10.677	+4.451
3	1:09.855	+3.629
4	1:09.077	+2.851
5	1:07.820	+1.594
6	1:07.560	+1.334
7	1:07.250	+1.024
8	1:07.389	+1.163
9	1:07.539	+1.313
10	1:06.800	+0.574
11	1:06.674	+0.448
12	1:06.226	
13	1:06.782	+0.556

(7) Tom Wollard

1	1:21.837	+13.855
2	1:10.153	+2.171
3	1:10.823	+2.841
4	1:59.667	+51.685
5	1:12.892	+4.910
6	1:13.434	+5.452
7	1:09.931	+1.949
8	1:08.628	+0.646
9	1:08.826	+0.844
10	1:08.618	+0.636
11	1:11.341	+3.359
12	1:07.982	

(17) John Ross Delahunt

1	1:15.852	+9.032
2	1:09.161	+2.341
3	1:09.857	+3.037
4	1:10.251	+3.431
5	1:08.403	+1.583
6	1:07.838	+1.018
7	1:08.146	+1.326
8	1:07.114	+0.294
9	1:07.005	+0.185
10	1:06.820	
11	1:06.865	+0.045

Clerk of the Course: S.Boden (Sat) / S.Milligan (Sun)

Orbits

Deputy Clerk of the Course: Jonathan Flood

Timing: Timing.ie

Results are provisional until the conclusion of judicial & technical matters

www.mylaps.com

Licensed to: Timing.ie



MEC Race Meeting

Formula Vee

Mondello Park National Circuit 1.850 km

B & C Race

10/06/2017 11:30

Race (15:00 Time)

7

1:07.982
7 Tom Wollard

13

6

1:07.372
62 Max Hart

11

5

1:06.226
52 PJ Percival

9

4

1:05.194
69 Brandon Polley

7

3

1:04.445
97 Jack Byrne

5

2

1:03.966
14 Morgan McCourt

3

1

1:03.205
16 Luke O'Faolain

1

POLE POSITION

1:07.958
92 Tadgh Sharkey

12

1:06.820
17 John Ross Delahunt

10

1:05.867
26 Kevin Cahill

8

1:04.903
31 Mark Miller

6

1:04.104
95 Conor Molloy

4

1:03.611
4 Gavin Buckley

2

Clerk of the Course: S.Boden (Sat) / S.Milligan (Sun)

Deputy Clerk of the Course: Jonathan Flood

Timing: Timing.ie

Results are provisional until the conclusion of judicial & technical matters

Printed: 10/06/2017 11:00:58

Orbits

www.mylaps.com

Licensed to: Timing.ie



MEC Race Meeting

Sorted on Laps

Formula Vee

Mondello Park National Circuit 1.850 km

B & C Race

10/06/2017 11:30

Race (15:00 Time) started at 11:30:51

Pos	No.	Name	Car	Laps	Diff	Gap	Total Tm	Best Tm	Best Speed	In Lap
1	16	Luke O'Faolain	Sheane / 1600cc	15			15:56.214	1:03.049	105.632	6
2	4	Gavin Buckley	Sheane / 1600cc	15	0.770	0.770	15:56.984	1:03.165	105.438	6
3	97	Jack Byrne	Sheane / 1600cc	15	12.950	12.180	16:09.164	1:03.888	104.245	8
4	95	Conor Molloy	Leastone / 1600cc	15	29.487	16.537	16:25.701	1:03.509	104.867	10
5	69	Brandon Polley	Sheane / 1600cc	15	33.600	4.113	16:29.814	1:04.964	102.518	8
6	14	Morgan McCourt	Leastone / 1600cc	15	41.927	8.327	16:38.141	1:02.790	106.068	8
7	31	Mark Miller	Leastone / 1600cc	15	52.610	10.683	16:48.824	1:04.499	103.257	10
8	92	Tadgh Sharkey	Leastone JH002 / 1600cc	15	54.030	1.420	16:50.244	1:05.831	101.168	3
9	17	John Ross Delahunt	Leastone JH002 / 1600cc	15	59.842	5.812	16:56.056	1:05.105	102.296	8
10	52	PJ Percival	Leastone / 1600cc	15	1:01.978	2.136	16:58.192	1:05.921	101.030	6
11	7	Tom Wollard	Leastone / 1600cc	15	1:07.588	5.610	17:03.802	1:06.176	100.641	3
12	26	Kevin Cahill	Leastone / 1600cc	14	1 Lap	1 Lap	17:02.424	1:05.036	102.405	11

Not classified

DNF	62	Max Hart	Leastone JH004 / 1600cc	14	DNF		15:54.674	1:05.470	101.726	8
-----	----	----------	-------------------------	----	-----	--	-----------	----------	---------	---

Margin of Victory	Avg. Speed	Best Lap Tm	Best Speed	Best Lap by
0.770	104.475	1:02.790	106.068	14 - Morgan McCourt

Clerk of the Course: S.Boden (Sat) / S.Milligan (Sun)

Orbits

Deputy Clerk of the Course: Jonathan Flood

Timing: Timing.ie

www.mylaps.com

Results are provisional until the conclusion of judicial & technical matters

Licensed to: Timing.ie

Printed: 10/06/2017 11:50:40



MEC Race Meeting

Formula Vee

Mondello Park National Circuit 1.850 km

B & C Race

10/06/2017 11:30

Race (15:00 Time) started at 11:30:51

(16) Luke O'Faolain			14	1:04.551	+0.663	12	1:07.102	+4.312	10	1:07.077	+1.972
1	1:06.749	+3.700	15	1:04.394	+0.506	13	1:04.945	+2.155	11	1:06.091	+0.986
2	1:03.710	+0.661	(95) Conor Molloy			14	1:04.943	+2.153	12	1:06.958	+1.853
3	1:03.560	+0.511	1	1:26.292	+22.783	15	1:04.754	+1.964	13	1:06.620	+1.515
4	1:04.144	+1.095	2	1:05.220	+1.711	(31) Mark Miller			14	1:07.143	+2.038
5	1:03.410	+0.361	3	1:03.940	+0.431	1	1:10.333	+5.834	15	1:14.077	+8.972
6	1:03.049		4	1:03.862	+0.353	2	1:06.467	+1.968	(52) PJ Percival		
7	1:03.397	+0.348	5	1:03.682	+0.173	3	1:05.870	+1.371	1	1:09.008	+3.087
8	1:03.480	+0.431	6	1:03.918	+0.409	4	1:05.790	+1.291	2	1:06.596	+0.675
9	1:03.366	+0.317	7	1:03.754	+0.245	5	1:06.532	+2.033	3	1:06.231	+0.310
10	1:03.775	+0.726	8	1:04.571	+1.062	6	1:05.621	+1.122	4	1:06.276	+0.355
11	1:03.552	+0.503	9	1:05.631	+2.122	7	1:07.233	+2.734	5	1:06.040	+0.119
12	1:04.001	+0.952	10	1:03.509		8	1:05.968	+1.469	6	1:05.921	
13	1:03.373	+0.324	11	1:03.828	+0.319	9	1:06.548	+2.049	7	1:07.500	+1.579
14	1:03.207	+0.158	12	1:03.959	+0.450	10	1:04.489		8	1:06.444	+0.523
15	1:03.441	+0.392	13	1:04.232	+0.723	11	1:05.220	+0.721	9	1:07.330	+1.409
(4) Gavin Buckley			14	1:04.080	+0.571	12	1:06.159	+1.660	10	1:06.383	+0.462
1	1:06.858	+3.693	15	1:04.526	+1.017	13	1:16.365	+11.866	11	1:06.162	+0.241
2	1:03.673	+0.508	(69) Brandon Polley			14	1:06.657	+2.158	12	1:07.504	+1.583
3	1:03.677	+0.512	1	1:09.720	+4.756	15	1:07.927	+3.428	13	1:06.358	+0.437
4	1:03.913	+0.748	2	1:06.076	+1.112	(92) Tadgh Sharkey			14	1:06.478	+0.557
5	1:04.023	+0.858	3	1:05.288	+0.324	1	1:11.993	+6.162	15	1:21.907	+15.986
6	1:03.165		4	1:05.098	+0.134	2	1:07.558	+1.727	(7) Tom Wollard		
7	1:03.224	+0.059	5	1:05.002	+0.038	3	1:05.831		1	1:11.978	+5.802
8	1:03.274	+0.109	6	1:05.217	+0.253	4	1:07.175	+1.344	2	1:07.388	+1.212
9	1:03.344	+0.179	7	1:05.259	+0.295	5	1:06.671	+0.840	3	1:06.176	
10	1:03.634	+0.469	8	1:04.984		6	1:08.146	+2.315	4	1:07.413	+1.237
11	1:03.510	+0.345	9	1:06.335	+1.371	7	1:07.827	+1.996	5	1:06.355	+0.179
12	1:03.953	+0.788	10	1:05.457	+0.493	8	1:06.282	+0.451	6	1:08.087	+1.911
13	1:03.715	+0.550	11	1:06.064	+1.100	9	1:06.598	+0.767	7	1:06.828	+0.652
14	1:03.306	+0.141	12	1:05.189	+0.225	10	1:05.990	+0.159	8	1:07.092	+0.916
15	1:03.672	+0.507	13	1:06.470	+1.506	11	1:06.195	+0.364	9	1:09.592	+3.416
(97) Jack Byrne			14	1:06.150	+1.186	12	1:05.905	+0.074	10	1:08.073	+1.897
1	1:07.476	+3.588	15	1:06.038	+1.074	13	1:06.149	+0.318	11	1:07.492	+1.316
2	1:05.013	+1.125	(14) Morgan McCourt			14	1:07.411	+1.580	12	1:07.735	+1.559
3	1:04.083	+0.195	1	1:06.621	+3.831	15	1:07.666	+1.835	13	1:07.506	+1.330
4	1:04.682	+0.794	2	1:03.887	+1.097	(17) John Ross Delahunt			14	1:07.344	+1.168
5	1:04.049	+0.161	3	1:03.436	+0.646	1	1:12.118	+7.013	15	1:11.378	+5.202
6	1:04.030	+0.142	4	1:03.743	+0.953	2	1:08.696	+3.591	(26) Kevin Cahill		
7	1:04.033	+0.145	5	1:03.907	+1.117	3	1:06.268	+1.163	1	1:09.684	+4.648
8	1:03.888		6	1:04.336	+1.546	4	1:06.573	+1.468	2	1:06.320	+1.284
9	1:04.746	+0.858	7	1:03.005	+0.215	5	1:06.325	+1.220	3	1:06.133	+1.097
10	1:04.160	+0.272	8	1:02.790		6	1:07.748	+2.643	4	1:07.352	+2.316
11	1:03.990	+0.102	9	1:35.627	+32.837	7	1:06.785	+1.680	5	1:05.332	+0.296
12	1:04.452	+0.564	10	1:04.668	+1.878	8	1:05.105		6	1:05.648	+0.612
13	1:04.288	+0.400	11	1:03.672	+0.882	9	1:05.896	+0.791	7	1:07.846	+2.810

Clerk of the Course: S.Boden (Sat) / S.Milligan (Sun)

Orbits

Deputy Clerk of the Course: Jonathan Flood

Timing: Timing.ie

www.mylaps.com

Results are provisional until the conclusion of judicial & technical matters

Licensed to: Timing.ie

Printed: 10/06/2017 11:51:22

Page 1/2



MEC Race Meeting

Formula Vee

Mondello Park National Circuit 1.850 km

B & C Race

10/06/2017 11:30

Race (15:00 Time) started at 11:30:51

8	1:05.985	+0.949
9	1:07.290	+2.254
10	1:06.120	+1.084
11	1:05.036	
12	2:05.452	+1:00.416
13	1:17.702	+12.666
14	1:24.541	+19.505

(62) Max Hart

1	1:10.695	+5.225
2	1:06.418	+0.948
3	1:06.049	+0.579
4	1:05.718	+0.248
5	1:05.582	+0.112
6	1:05.827	+0.357
7	1:10.907	+5.437
8	1:05.470	
9	1:06.703	+1.233
10	1:08.405	+2.935
11	1:06.966	+1.496
12	1:18.127	+12.657
13	1:06.625	+1.155
14	1:07.094	+1.624



MEC Race Meeting

Formula Vee


Mondello Park National Circuit 1.850 km

Race

10/06/2017 14:25

Race (15:00 Time)

10	1:07.982 7 Tom Wollard 19	
9	1:07.372 62 Max Hart 17	1:07.958 92 Tadgh Sharkey 18
8	1:06.226 52 PJ Percival 15	1:06.820 17 John Ross Delahunt 16
7	1:05.194 69 Brandon Polley 13	1:05.867 26 Kevin Cahill 14
6	1:04.445 97 Jack Byrne 11	1:04.903 31 Mark Miller 12
5	1:03.966 14 Morgan McCourt 9	1:04.104 95 Conor Molloy 10
4	1:03.205 16 Luke O'Faolain 7	1:03.611 4 Gavin Buckley 8
3	1:02.919 55 Kevin Grogan 5	1:03.132 84 Stephen Morrin 6
2	1:02.649 19 Anthony Cross 3	1:02.915 27 Colm Blackburn 4
1	1:02.117 1 Dan Polley 1 POLE POSITION	1:02.521 21 Justin Costello 2



Clerk of the Course: S.Boden (Sat) / S.Milligan (Sun)

Orbits

Deputy Clerk of the Course: Jonathan Flood

Timing: Timing.ie

Results are provisional until the conclusion of judicial & technical matters

www.mylaps.com

Licensed to: Timing.ie

Printed: 10/06/2017 11:43:57



MEC Race Meeting

Sorted on Laps

Formula Vee

Mondello Park National Circuit 1.850 km

Race

10/06/2017 14:25

Race (15:00 Time) started at 14:26:54

Pos	No.	Name	Car	Laps	Diff	Gap	Total Tm	Best Tm	Best Speed	In Lap
1	27	Colm Blackburn	Leastone / 1600cc	15			15:55.572	1:02.554	106.468	3
2	55	Kevin Grogan	Leastone JH002 / 1600cc	15	0.557	0.557	15:56.129	1:02.768	106.105	4
3	21	Justin Costello	Leastone JH002 / 1600cc	15	0.728	0.171	15:56.300	1:02.640	106.322	4
4	84	Stephen Morrin	Leastone JH004 / 1600cc	15	1.448	0.720	15:57.020	1:02.917	105.854	5
5	4	Gavin Buckley	Sheane / 1600cc	15	1.773	0.325	15:57.345	1:03.115	105.522	14
6	1	Dan Polley	LOH Sheane / 1600cc	15	3.529	1.756	15:59.101	1:02.375	106.774	13
7	19	Anthony Cross	Sheane / 1600cc	15	6.930	3.401	16:02.502	1:02.492	106.574	4
8	97	Jack Byrne	Sheane / 1600cc	15	15.805	8.875	16:11.377	1:03.618	104.687	9
9	14	Morgan McCourt	Leastone / 1600cc	15	16.174	0.369	16:11.746	1:03.459	104.950	5
10	16	Luke O'Faolain	Sheane / 1600cc	15	25.103	8.929	16:20.675	1:02.693	106.232	2
11	69	Brandon Polley	Sheane / 1600cc	15	36.858	11.755	16:32.430	1:05.187	102.168	2
12	31	Mark Miller	Leastone / 1600cc	15	43.757	6.899	16:39.329	1:05.514	101.658	14
13	26	Kevin Cahill	Leastone / 1600cc	15	47.142	3.385	16:42.714	1:05.361	101.896	9
14	92	Tadgh Sharkey	Leastone JH002 / 1600cc	15	51.715	4.573	16:47.287	1:05.955	100.978	10
15	62	Max Hart	Leastone JH004 / 1600cc	15	53.732	2.017	16:49.304	1:05.977	100.944	10
16	7	Tom Wollard	Leastone / 1600cc	14	1 Lap	1 Lap	16:17.220	1:07.718	98.349	14
17	52	PJ Percival	Leastone / 1600cc	14	1 Lap	42.774	16:59.994	1:11.443	93.221	7
Not classified										
DNF	95	Conor Molloy	Leastone / 1600cc	6	DNF		7:13.439	1:04.207	103.727	2
DNF	17	John Ross Delahunt	Leastone JH002 / 1600cc		DNF				-	0

Margin of Victory	Avg. Speed	Best Lap Tm	Best Speed	Best Lap by
0.557	104.545	1:02.375	106.774	1 - Dan Polley

Clerk of the Course: S.Boden (Sat) / S.Milligan (Sun)

Orbits

Deputy Clerk of the Course: Jonathan Flood

Timing: Timing.ie

www.mylaps.com

Results are provisional until the conclusion of judicial & technical matters

Licensed to: Timing.ie

Printed: 10/06/2017 14:46:27



MEC Race Meeting

Formula Vee

Mondello Park National Circuit 1.850 km

Race

10/06/2017 14:25

Race (15:00 Time) started at 14:26:54

			14	1:03.504	+0.864	12	1:02.520	+0.145	10	1:03.484	+0.025
(27) Colm Blackburn			15	1:03.228	+0.588	13	1:02.375		11	1:03.522	+0.063
1	1:05.159	+2.605				14	1:03.039	+0.664	12	1:05.027	+1.568
2	1:03.678	+1.124	(84) Stephen Morrin			15	1:02.436	+0.061	13	1:04.835	+1.376
3	1:02.554		1	1:06.327	+3.410	(19) Anthony Cross			14	1:05.684	+2.225
4	1:02.906	+0.352	2	1:03.258	+0.341	1	1:05.790	+3.298	15	1:04.290	+0.831
5	1:03.139	+0.585	3	1:03.260	+0.343	2	1:03.154	+0.662	(16) Luke O'Faolain		
6	1:03.958	+1.404	4	1:03.270	+0.353	3	1:02.920	+0.428	1	1:06.573	+3.880
7	1:04.641	+2.087	5	1:02.917		4	1:02.492		2	1:02.693	
8	1:04.611	+2.057	6	1:04.110	+1.193	5	1:03.133	+0.641	3	1:03.387	+0.694
9	1:04.572	+2.018	7	1:03.737	+0.820	6	1:13.046	+10.554	4	1:03.183	+0.490
10	1:03.254	+0.700	8	1:04.374	+1.457	7	1:04.756	+2.264	5	1:02.986	+0.293
11	1:03.055	+0.501	9	1:05.239	+2.322	8	1:03.176	+0.684	6	1:03.798	+1.105
12	1:03.537	+0.983	10	1:02.936	+0.019	9	1:03.609	+1.117	7	1:03.435	+0.742
13	1:03.496	+0.942	11	1:03.711	+0.794	10	1:04.250	+1.758	8	1:04.673	+1.980
14	1:03.073	+0.519	12	1:03.246	+0.329	11	1:02.913	+0.421	9	1:04.937	+2.244
15	1:03.423	+0.869	13	1:03.242	+0.325	12	1:03.056	+0.564	10	1:03.139	+0.446
(55) Kevin Grogan			14	1:02.988	+0.071	13	1:03.053	+0.561	11	1:03.597	+0.904
1	1:06.042	+3.274	15	1:03.261	+0.344	14	1:03.309	+0.817	12	1:03.148	+0.455
2	1:03.015	+0.247	(4) Gavin Buckley			15	1:03.240	+0.748	13	1:03.076	+0.383
3	1:03.443	+0.675	1	1:06.862	+3.747	(97) Jack Byrne			14	1:25.534	+22.841
4	1:02.768		2	1:03.304	+0.189	1	1:06.807	+3.189	15	1:04.947	+2.254
5	1:02.769	+0.001	3	1:03.488	+0.373	2	1:04.203	+0.585	(69) Brandon Polley		
6	1:03.731	+0.963	4	1:03.549	+0.434	3	1:04.375	+0.757	1	1:08.201	+3.014
7	1:04.082	+1.314	5	1:03.428	+0.313	4	1:04.437	+0.819	2	1:05.187	
8	1:04.383	+1.615	6	1:03.874	+0.759	5	1:03.842	+0.224	3	1:05.463	+0.276
9	1:04.384	+1.616	7	1:03.543	+0.428	6	1:04.290	+0.672	4	1:06.104	+0.917
10	1:03.396	+0.628	8	1:03.427	+0.312	7	1:05.489	+1.871	5	1:05.557	+0.370
11	1:03.251	+0.483	9	1:04.775	+1.660	8	1:04.351	+0.733	6	1:05.838	+0.651
12	1:03.711	+0.943	10	1:03.272	+0.157	9	1:03.618		7	1:05.715	+0.528
13	1:03.059	+0.291	11	1:03.491	+0.376	10	1:03.797	+0.179	8	1:06.447	+1.260
14	1:03.352	+0.584	12	1:03.333	+0.218	11	1:03.913	+0.295	9	1:05.569	+0.382
15	1:03.564	+0.796	13	1:03.136	+0.021	12	1:05.336	+1.718	10	1:05.647	+0.460
(21) Justin Costello			14	1:03.115		13	1:04.674	+1.056	11	1:06.202	+1.015
1	1:06.502	+3.862	15	1:03.138	+0.023	14	1:05.137	+1.519	12	1:05.800	+0.613
2	1:03.452	+0.812	(1) Dan Polley			15	1:04.521	+0.903	13	1:05.452	+0.265
3	1:03.304	+0.664	1	1:05.630	+3.255	(14) Morgan McCourt			14	1:05.918	+0.731
4	1:02.640		2	1:03.792	+1.417	1	1:07.449	+3.990	15	1:05.804	+0.617
5	1:02.651	+0.011	3	1:03.318	+0.943	2	1:04.226	+0.767	(31) Mark Miller		
6	1:04.323	+1.683	4	1:02.558	+0.183	3	1:04.422	+0.963	1	1:10.750	+5.236
7	1:04.497	+1.857	5	1:02.824	+0.449	4	1:05.271	+1.812	2	1:06.123	+0.609
8	1:04.266	+1.626	6	1:04.123	+1.748	5	1:03.459		3	1:06.457	+0.943
9	1:04.918	+2.278	7	1:04.383	+2.008	6	1:03.801	+0.342	4	1:06.480	+0.966
10	1:02.977	+0.337	8	1:04.293	+1.918	7	1:04.382	+0.923	5	1:06.056	+0.542
11	1:03.190	+0.550	9	1:11.855	+9.480	8	1:05.182	+1.723	6	1:06.096	+0.582
12	1:03.485	+0.845	10	1:03.427	+1.052	9	1:04.316	+0.857	7	1:06.342	+0.828
13	1:03.274	+0.634	11	1:02.528	+0.153						

Clerk of the Course: S.Boden (Sat) / S.Milligan (Sun)

Orbits

Deputy Clerk of the Course: Jonathan Flood

Timing: Timing.ie

www.mylaps.com

Results are provisional until the conclusion of judicial & technical matters

Licensed to: Timing.ie

Printed: 10/06/2017 14:47:32

Page 1/2



MEC Race Meeting

Formula Vee

Mondello Park National Circuit 1.850 km

Race

10/06/2017 14:25

Race (15:00 Time) started at 14:26:54

8	1:05.548	+0.034	6	1:07.687	+1.710	6	1:31.282	+27.075
9	1:05.598	+0.084	7	1:06.867	+0.890			
10	1:06.223	+0.709	8	1:06.735	+0.758			
11	1:06.980	+1.466	9	1:07.088	+1.111			
12	1:06.273	+0.759	10	1:05.977				
13	1:05.943	+0.429	11	1:06.953	+0.976			
14	1:05.514		12	1:06.819	+0.842			
15	1:06.117	+0.603	13	1:06.751	+0.774			
			14	1:06.808	+0.831			
			15	1:06.426	+0.449			

(26) Kevin Cahill

1	1:10.670	+5.309
2	1:06.531	+1.170
3	1:06.569	+1.208
4	1:06.351	+0.990
5	1:06.163	+0.802
6	1:06.209	+0.848
7	1:05.913	+0.552
8	1:05.531	+0.170
9	1:05.361	
10	1:06.264	+0.903
11	1:06.546	+1.185
12	1:06.933	+1.572
13	1:06.404	+1.043
14	1:06.412	+1.051
15	1:07.387	+2.026

(92) Tadgh Sharkey

1	1:11.258	+5.303
2	1:06.678	+0.723
3	1:06.442	+0.487
4	1:06.826	+0.871
5	1:06.099	+0.144
6	1:07.854	+1.899
7	1:06.430	+0.475
8	1:06.936	+0.981
9	1:06.316	+0.361
10	1:05.955	
11	1:05.985	+0.030
12	1:06.302	+0.347
13	1:06.347	+0.392
14	1:06.489	+0.534
15	1:07.315	+1.360

(62) Max Hart

1	1:10.671	+4.694
2	1:06.721	+0.744
3	1:06.481	+0.504
4	1:06.703	+0.726
5	1:06.561	+0.584

(7) Tom Wollard

1	1:11.318	+3.600
2	1:11.680	+3.962
3	1:08.920	+1.202
4	1:09.043	+1.325
5	1:08.943	+1.225
6	1:10.053	+2.335
7	1:08.391	+0.673
8	1:08.441	+0.723
9	1:08.172	+0.454
10	1:07.857	+0.139
11	1:11.451	+3.733
12	1:09.585	+1.867
13	1:11.083	+3.365
14	1:07.718	

(52) PJ Percival

1	1:12.372	+0.929
2	1:12.992	+1.549
3	1:12.336	+0.893
4	1:12.236	+0.793
5	1:11.640	+0.197
6	1:12.425	+0.982
7	1:11.443	
8	1:18.509	+7.066
9	1:11.622	+0.179
10	1:11.770	+0.327
11	1:12.598	+1.155
12	1:12.066	+0.623
13	1:12.895	+1.452
14	1:11.923	+0.480

(95) Conor Molloy

1	1:07.082	+2.875
2	1:04.207	
3	1:04.680	+0.473
4	1:19.839	+15.632
5	1:04.272	+0.065

Clerk of the Course: S.Boden (Sat) / S.Milligan (Sun)

Orbits

Deputy Clerk of the Course: Jonathan Flood

Timing: Timing.ie

Results are provisional until the conclusion of judicial & technical matters

www.mylaps.com

Licensed to: Timing.ie

Printed: 10/06/2017 14:47:32

Page 2/2



MEC Race Meeting

Sorted on best lap time

Formula Sheane

Mondello Park National Circuit 1.850 km

Qualifying 10/06/2017 10:15

Qualifying (15:00 Time) started at 10:20:32

Pos	No.	Name	Car	Laps	Best Tm	In Lap	Diff	Gap	Best Speed	2nd Best
1	2	Kevin Sheane	Formula Sheane / 1800cc	15	58.276	15			114.284	58.437
2	1	Brian Hearty	Formula Sheane / 1800cc	15	58.363	14	0.087	0.087	114.113	58.438
3	111	David Parks	Formula Sheane / 1800cc	15	58.591	4	0.315	0.228	113.669	58.688
4	10	Mark Dunleavy	Formula Sheane / 1800cc	16	58.631	15	0.355	0.040	113.592	58.763
5	5	Richard Kearney	Formula Sheane / 1800cc	15	58.903	12	0.627	0.272	113.067	58.907
6	32	Chris McCabe	Formula Sheane / 1800cc	15	59.468	13	1.192	0.565	111.993	59.741
7	18	Charlie Linnane	Formula Sheane / 1800cc	12	1:00.317	8	2.041	0.849	110.417	1:00.357
8	11	Leslie Shaw	Formula Sheane / 1800cc	12	1:01.515	10	3.239	1.198	108.266	1:02.180
9	22	Raymond McKenna	Formula Sheane / 1800cc	14	1:02.063	14	3.787	0.548	107.310	1:02.957
10	16	Martin Rafferty	Formula Sheane / 1800cc	14	1:03.465	11	5.189	1.402	104.940	1:03.538

Clerk of the Course: S.Boden (Sat) / S.Milligan (Sun)

Orbits

Deputy Clerk of the Course: Jonathan Flood

Timing: Timing.ie

Results are provisional until the conclusion of judicial & technical matters

www.mylaps.com

Licensed to: Timing.ie

Printed: 10/06/2017 10:46:57



MEC Race Meeting

Formula Sheane

Mondello Park National Circuit 1.850 km

Qualifying

10/06/2017 10:15

Qualifying (15:00 Time) started at 10:20:32

(2) Kevin Sheane			14	58.742	+0.151	11	1:02.845	+3.377	(16) Martin Rafferty		
1	1:06.656	+8.380	15	58.699	+0.108	12	1:01.622	+2.154	1	1:17.858	+14.393
2	1:00.995	+2.719	(10) Mark Dunleavy			13	59.468		2	1:05.688	+2.223
3	1:00.153	+1.877	1	1:08.211	+9.580	14	59.741	+0.273	3	1:04.429	+0.964
4	59.616	+1.340	2	1:00.721	+2.090	15	59.881	+0.413	4	1:04.796	+1.331
5	59.333	+1.057	3	1:00.665	+2.034	(18) Charlie Linnane			5	1:03.864	+0.399
6	1:00.079	+1.803	4	1:00.203	+1.572	1	1:07.435	+7.118	6	1:09.051	+5.586
7	1:00.560	+2.284	5	59.578	+0.947	2	1:02.432	+2.115	7	1:03.801	+0.336
8	59.700	+1.424	6	59.238	+0.607	3	1:01.037	+0.720	8	1:03.538	+0.073
9	59.279	+1.003	7	59.121	+0.490	4	1:00.911	+0.594	9	1:04.102	+0.637
10	58.962	+0.686	8	59.144	+0.513	5	1:00.652	+0.335	10	1:03.885	+0.420
11	59.328	+1.052	9	58.925	+0.294	6	1:00.438	+0.121	11	1:03.465	
12	58.834	+0.558	10	58.994	+0.363	7	1:00.633	+0.316	12	1:04.649	+1.184
13	58.437	+0.161	11	58.763	+0.132	8	1:00.317		13	1:03.879	+0.414
14	58.568	+0.292	12	59.005	+0.374	9	1:00.746	+0.429	14	1:06.347	+2.882
15	58.276		13	59.108	+0.477	10	1:00.523	+0.206			
(1) Brian Hearty			14	58.956	+0.325	11	1:00.357	+0.040			
1	1:17.866	+19.503	15	58.631		12	1:01.541	+1.224			
2	1:00.041	+1.678	16	58.786	+0.155	(11) Leslie Shaw					
3	59.772	+1.409	(5) Richard Kearney			1	1:10.586	+9.071			
4	59.259	+0.896	1	1:14.323	+15.420	2	1:03.824	+2.309			
5	58.981	+0.618	2	1:04.538	+5.635	p3	2:37.236	+1:35.721			
6	58.787	+0.424	3	1:01.074	+2.171	4	1:07.943	+6.428			
7	58.916	+0.553	4	1:00.181	+1.278	p5	2:15.557	+1:14.042			
8	58.810	+0.447	5	59.586	+0.683	6	1:13.276	+11.761			
9	58.812	+0.449	6	59.741	+0.838	7	1:03.287	+1.772			
10	58.791	+0.428	7	59.518	+0.615	8	1:02.180	+0.665			
11	58.503	+0.140	8	59.673	+0.770	9	1:02.649	+1.134			
12	58.438	+0.075	9	59.567	+0.664	10	1:01.515				
13	58.497	+0.134	10	59.158	+0.255	11	1:02.293	+0.778			
14	58.363		11	1:00.589	+1.686	12	1:02.423	+0.908			
15	58.830	+0.467	12	58.903		(22) Raymond McKenna					
(111) David Parks			13	58.907	+0.004	1	1:15.584	+13.521			
1	1:07.227	+8.636	14	59.572	+0.669	2	1:06.927	+4.864			
2	1:00.427	+1.836	15	59.177	+0.274	3	1:06.194	+4.131			
3	1:00.112	+1.521	(32) Chris McCabe			4	1:04.947	+2.884			
4	58.591		1	1:07.760	+8.292	5	1:03.791	+1.728			
5	59.328	+0.737	2	1:01.855	+2.387	6	1:03.635	+1.572			
6	58.987	+0.396	3	1:00.958	+1.490	7	1:03.853	+1.790			
7	59.047	+0.456	4	1:00.085	+0.617	8	1:03.529	+1.466			
8	59.958	+1.367	5	59.856	+0.388	9	1:03.701	+1.638			
9	58.688	+0.097	6	1:06.185	+6.717	10	1:03.749	+1.686			
10	58.758	+0.167	7	1:00.058	+0.590	11	1:02.957	+0.894			
11	58.861	+0.270	8	1:02.183	+2.715	12	1:03.302	+1.239			
12	59.823	+1.232	9	1:00.984	+1.516	13	1:03.410	+1.347			
13	58.703	+0.112	10	59.940	+0.472	14	1:02.063				

Clerk of the Course: S.Boden (Sat) / S.Milligan (Sun)

Orbits

Deputy Clerk of the Course: Jonathan Flood

Timing: Timing.ie

www.mylaps.com

Results are provisional until the conclusion of judicial & technical matters

Licensed to: Timing.ie

Printed: 10/06/2017 10:47:38



MEC Race Meeting

Formula Sheane

Mondello Park National Circuit 1.850 km

Race 1

10/06/2017 11:55

Race (15:00 Time)

5	<div>1:02.063 22 Raymond McKenna</div> <div>9</div>	<div>1:03.465 16 Martin Rafferty</div> <div>10</div>
4	<div>1:00.317 18 Charlie Linnane</div> <div>7</div>	<div>1:01.515 11 Leslie Shaw</div> <div>8</div>
3	<div>58.903 5 Richard Kearney</div> <div>5</div>	<div>59.468 32 Chris McCabe</div> <div>6</div>
2	<div>58.591 111 David Parks</div> <div>3</div>	<div>58.631 10 Mark Dunleavy</div> <div>4</div>
1	<div>58.276 2 Kevin Sheane</div> <div>1</div>	<div>58.363 1 Brian Hearty</div> <div>2</div>
	POLE POSITION	



Clerk of the Course: S.Boden (Sat) / S.Milligan (Sun)

Orbits

Deputy Clerk of the Course: Jonathan Flood

Timing: Timing.ie

Results are provisional until the conclusion of judicial & technical matters

www.mylaps.com

Licensed to: Timing.ie

Printed: 10/06/2017 11:02:21



MEC Race Meeting

Sorted on Laps

Formula Sheane

Mondello Park National Circuit 1.850 km

Race 1

10/06/2017 11:55

Race (15:00 Time) started at 11:54:52

Pos	No.	Name	Car	Laps	Diff	Gap	Total Tm	Best Tm	Best Speed	In Lap
1	2	Kevin Sheane	Formula Sheane / 1800cc	16			15:45.787	58.583	113.685	16
2	1	Brian Hearty	Formula Sheane / 1800cc	16	1.034	1.034	15:46.821	58.465	113.914	11
3	111	David Parks	Formula Sheane / 1800cc	16	3.379	2.345	15:49.166	58.664	113.528	13
4	10	Mark Dunleavy	Formula Sheane / 1800cc	16	4.274	0.895	15:50.061	58.809	113.248	13
5	5	Richard Kearney	Formula Sheane / 1800cc	16	12.042	7.768	15:57.829	59.174	112.549	10
6	32	Chris McCabe	Formula Sheane / 1800cc	16	15.361	3.319	16:01.148	59.341	112.233	13
7	16	Martin Rafferty	Formula Sheane / 1800cc	16	52.703	37.342	16:38.490	1:01.144	108.923	6
8	11	Leslie Shaw	Formula Sheane / 1800cc	15	1 Lap	1 Lap	16:05.791	1:00.944	109.281	5
9	18	Charlie Linnane	Formula Sheane / 1800cc	15	1 Lap	13.986	16:19.777	1:00.847	109.455	2
10	22	Raymond McKenna	Formula Sheane / 1800cc	15	1 Lap	21.960	16:41.737	1:03.518	104.852	5

Margin of Victory	Avg. Speed	Best Lap Tm	Best Speed	Best Lap by
1.034	112.668	58.465	113.914	1 - Brian Hearty

Clerk of the Course: S.Boden (Sat) / S.Milligan (Sun)

Orbits

Deputy Clerk of the Course: Jonathan Flood

Timing: Timing.ie

www.mylaps.com

Results are provisional until the conclusion of judicial & technical matters

Licensed to: Timing.ie

Printed: 10/06/2017 12:12:29



MEC Race Meeting

Formula Sheane

Mondello Park National Circuit 1.850 km

Race 1

10/06/2017 11:55

Race (15:00 Time) started at 11:54:52

			12	58.801	+0.137	7	1:00.065	+0.724	3	1:01.051	+0.204
(2) Kevin Sheane			13	58.864		8	59.797	+0.456	4	1:01.210	+0.363
1	1:01.944	+3.361	14	59.065	+0.401	9	59.545	+0.204	5	1:05.104	+4.257
2	59.553	+0.970	15	58.988	+0.324	10	59.716	+0.375	6	1:01.479	+0.632
3	59.060	+0.477	16	59.071	+0.407	11	59.546	+0.205	p7	1:51.342	+50.495
4	59.144	+0.561				12	59.823	+0.482	8	1:03.893	+3.046
5	58.823	+0.240	(10) Mark Dunleavy			13	59.341		9	1:01.610	+0.763
6	58.935	+0.352	1	1:02.364	+3.555	14	59.869	+0.528	10	1:01.229	+0.382
7	58.999	+0.416	2	59.529	+0.720	15	59.867	+0.526	11	1:00.852	+0.005
8	58.896	+0.313	3	59.181	+0.372	16	59.863	+0.522	12	1:01.185	+0.338
9	59.096	+0.513	4	59.324	+0.515				13	1:01.711	+0.864
10	58.833	+0.250	5	59.433	+0.624	(16) Martin Rafferty			14	1:01.821	+0.974
11	58.786	+0.203	6	58.963	+0.154	1	1:05.605	+4.461	15	1:01.557	+0.710
12	59.048	+0.465	7	59.188	+0.379	2	1:01.739	+0.595			
13	58.673	+0.090	8	58.996	+0.187	3	1:02.026	+0.882	(22) Raymond McKenna		
14	58.665	+0.082	9	59.220	+0.411	4	1:01.948	+0.804	1	1:20.952	+17.434
15	58.749	+0.166	10	59.308	+0.499	5	1:02.055	+0.911	2	1:10.409	+6.891
16	58.583		11	58.815	+0.006	6	1:01.144		3	1:04.011	+0.493
			12	58.885	+0.076	7	1:01.857	+0.713	4	1:04.302	+0.784
(1) Brian Hearty			13	58.809		8	1:01.971	+0.827	5	1:03.518	
1	1:02.374	+3.909	14	59.213	+0.404	9	1:02.142	+0.998	6	1:04.924	+1.406
2	59.453	+0.988	15	59.130	+0.321	10	1:02.042	+0.898	7	1:04.150	+0.632
3	59.342	+0.877	16	58.847	+0.038	11	1:02.647	+1.503	8	1:05.904	+2.386
4	59.207	+0.742				12	1:01.984	+0.840	9	1:07.446	+3.928
5	59.375	+0.910	(5) Richard Kearney			13	1:02.057	+0.913	10	1:05.789	+2.271
6	59.162	+0.697	1	1:02.680	+3.506	14	1:02.228	+1.084	11	1:05.217	+1.699
7	59.031	+0.566	2	1:00.011	+0.837	15	1:02.445	+1.301	12	1:04.712	+1.194
8	59.289	+0.824	3	1:00.199	+1.025	16	1:02.217	+1.073	13	1:04.881	+1.363
9	59.098	+0.633	4	59.531	+0.357				14	1:04.671	+1.153
10	58.792	+0.327	5	59.334	+0.160	(11) Leslie Shaw			15	1:06.667	+3.149
11	58.465		6	59.398	+0.224	1	1:09.720	+8.776			
12	58.526	+0.061	7	59.338	+0.164	2	1:01.199	+0.255			
13	58.715	+0.250	8	59.224	+0.050	3	1:01.590	+0.646			
14	58.707	+0.242	9	1:00.200	+1.026	4	1:01.615	+0.671			
15	58.544	+0.079	10	59.174		5	1:00.944				
16	58.572	+0.107	11	59.785	+0.611	6	1:01.407	+0.463			
			12	59.809	+0.635	7	1:01.553	+0.609			
(111) David Parks			13	59.460	+0.286	8	1:01.211	+0.267			
1	1:01.774	+3.110	14	59.568	+0.394	9	1:02.205	+1.261			
2	59.426	+0.762	15	59.443	+0.269	10	1:04.941	+3.997			
3	59.245	+0.581	16	59.543	+0.369	11	1:04.105	+3.161			
4	59.458	+0.794				12	1:05.262	+4.318			
5	59.510	+0.846	(32) Chris McCabe			13	1:08.472	+7.528			
6	59.021	+0.357	1	1:02.078	+2.737	14	1:12.167	+11.223			
7	59.015	+0.351	2	1:00.622	+1.281	15	1:07.499	+6.555			
8	59.638	+0.974	3	1:00.295	+0.954						
9	59.455	+0.791	4	1:00.277	+0.936	(18) Charlie Linnane					
10	58.805	+0.141	5	59.706	+0.365	1	1:03.204	+2.357			
11	58.815	+0.151	6	59.689	+0.348	2	1:00.847				

Clerk of the Course: S.Boden (Sat) / S.Milligan (Sun)

Orbits

Deputy Clerk of the Course: Jonathan Flood

Timing: Timing.ie

www.mylaps.com

Results are provisional until the conclusion of judicial & technical matters

Licensed to: Timing.ie

Printed: 10/06/2017 12:12:59



MEC Race Meeting

Formula Sheane

Mondello Park National Circuit 1.850 km

Race 2

10/06/2017 15:15

Race (15:00 Time)

5

1:02.957
22 Raymomd McKenna

9

4

1:00.357
18 Charlie Linnane

7

3

58.907
5 Richard Kearney

5

2

58.688
111 David Parks

3

1

58.437
2 Kevin Sheane

1

POLE POSITION

1:03.538
16 Martin Rafferty

10

1:02.180
11 Leslie Shaw

8

59.741
32 Chris McCabe

6

58.763
10 Mark Dunleavy

4

58.438
1 Brian Hearty

2

Clerk of the Course: S.Boden (Sat) / S.Milligan (Sun)

Deputy Clerk of the Course: Jonathan Flood

Timing: Timing.ie

Results are provisional until the conclusion of judicial & technical matters

Printed: 10/06/2017 11:02:54

Orbits

www.mylaps.com

Licensed to: Timing.ie



MEC Race Meeting

Sorted on Laps

Formula Sheane

Mondello Park National Circuit 1.850 km

Race 2

10/06/2017 15:15

Race (15:00 Time) started at 15:16:17

Pos	No.	Name	Car	Laps	Diff	Gap	Total Tm	Best Tm	Best Speed	In Lap
1	2	Kevin Sheane	Formula Sheane / 1800cc	16			15:51.785	58.984	112.912	12
2	1	Brian Hearty	Formula Sheane / 1800cc	16	0.999	0.999	15:52.784	58.726	113.408	4
3	111	David Parks	Formula Sheane / 1800cc	16	1.053	0.054	15:52.838	58.737	113.387	6
4	10	Mark Dunleavy	Formula Sheane / 1800cc	16	6.551	5.498	15:58.336	58.897	113.079	13
5	5	Richard Kearney	Formula Sheane / 1800cc	16	11.219	4.668	16:03.004	59.548	111.843	8
6	32	Chris McCabe	Formula Sheane / 1800cc	16	32.692	21.473	16:24.477	59.536	111.865	5
7	11	Leslie Shaw	Formula Sheane / 1800cc	16	42.735	10.043	16:34.520	1:00.994	109.191	3
8	18	Charlie Linnane	Formula Sheane / 1800cc	16	44.329	1.594	16:36.114	1:00.561	109.972	9
9	16	Martin Rafferty	Formula Sheane / 1800cc	16	1:09.326	24.997	17:01.111	1:01.971	107.470	9
10	22	Raymond McKenna	Formula Sheane / 1800cc	15	1 Lap	1 Lap	15:54.810	1:02.285	106.928	6

Margin of Victory	Avg. Speed	Best Lap Tm	Best Speed	Best Lap by
0.999	111.958	58.726	113.408	1 - Brian Hearty

Clerk of the Course: S.Boden (Sat) / S.Milligan (Sun)

Orbits

Deputy Clerk of the Course: Jonathan Flood

Timing: Timing.ie

www.mylaps.com

Results are provisional until the conclusion of judicial & technical matters

Licensed to: Timing.ie

Printed: 10/06/2017 15:34:31



MEC Race Meeting

Formula Sheane

Mondello Park National Circuit 1.850 km

Race 2

10/06/2017 15:15

Race (15:00 Time) started at 15:16:17

			12	59.265	+0.528	7	1:00.942	+1.406	2	1:02.789	+0.818
(2) Kevin Sheane			13	58.932	+0.195	8	1:00.871	+1.335	3	1:03.028	+1.057
1	1:02.290	+3.306	14	59.012	+0.275	9	1:00.691	+1.155	4	1:02.157	+0.186
2	59.354	+0.370	15	59.738	+1.001	10	1:00.753	+1.217	5	1:02.217	+0.246
3	59.417	+0.433	16	59.977	+1.240	11	1:00.731	+1.195	6	1:03.130	+1.159
4	59.357	+0.373				12	1:00.731	+1.195	7	1:03.994	+2.023
5	58.997	+0.013	(10) Mark Dunleavy			13	1:01.429	+1.893	8	1:03.629	+1.658
6	59.266	+0.282	1	1:03.488	+4.591	14	1:01.463	+1.927	9	1:01.971	
7	59.506	+0.522	2	59.920	+1.023	15	1:01.171	+1.635	10	1:03.022	+1.051
8	59.375	+0.391	3	59.751	+0.854	16	1:01.597	+2.061	11	1:02.660	+0.689
9	59.052	+0.068	4	59.284	+0.387				12	1:02.817	+0.846
10	59.044	+0.060	5	59.303	+0.406	(11) Leslie Shaw			13	1:03.560	+1.589
11	59.354	+0.370	6	59.313	+0.416	1	1:04.634	+3.640	14	1:03.414	+1.443
12	58.984		7	58.999	+0.102	2	1:01.832	+0.838	15	1:03.749	+1.778
13	59.074	+0.090	8	59.326	+0.429	3	1:00.994		16	1:11.543	+9.572
14	59.419	+0.435	9	59.210	+0.313	4	1:02.157	+1.163			
15	59.710	+0.726	10	59.061	+0.164	5	1:01.649	+0.655	(22) Raymond McKenna		
16	59.379	+0.395	11	59.054	+0.157	6	1:02.093	+1.099	1	1:05.187	+2.902
			12	59.018	+0.121	7	1:02.115	+1.121	2	1:03.821	+1.536
(1) Brian Hearty			13	58.897		8	1:02.225	+1.231	3	1:02.376	+0.091
1	1:03.268	+4.542	14	58.939	+0.042	9	1:01.510	+0.516	4	1:02.587	+0.302
2	59.925	+1.199	15	1:03.834	+4.937	10	1:02.155	+1.161	5	1:02.970	+0.685
3	59.637	+0.911	16	59.756	+0.859	11	1:01.120	+0.126	6	1:02.285	
4	58.726					12	1:01.945	+0.951	7	1:02.794	+0.509
5	58.769	+0.043	(5) Richard Kearney			13	1:01.832	+0.838	8	1:04.296	+2.011
6	58.866	+0.140	1	1:02.898	+3.350	14	1:02.398	+1.404	9	1:02.492	+0.207
7	59.581	+0.855	2	59.756	+0.208	15	1:02.077	+1.083	10	1:05.996	+3.711
8	59.413	+0.687	3	1:00.409	+0.861	16	1:02.133	+1.139	11	1:03.173	+0.888
9	58.879	+0.153	4	1:00.193	+0.645				12	1:03.182	+0.897
10	59.100	+0.374	5	59.682	+0.134	(18) Charlie Linnane			13	1:03.654	+1.369
11	59.591	+0.865	6	59.808	+0.260	1	1:04.775	+4.214	14	1:03.082	+0.797
12	59.040	+0.314	7	59.721	+0.173	2	1:13.431	+12.870	15	1:04.043	+1.758
13	58.759	+0.033	8	59.548		3	1:01.020	+0.459			
14	59.248	+0.522	9	59.679	+0.131	4	1:00.981	+0.420			
15	1:00.346	+1.620	10	59.645	+0.097	5	1:01.124	+0.563			
16	59.636	+0.910	11	59.791	+0.243	6	1:01.026	+0.465			
			12	59.796	+0.248	7	1:00.823	+0.262			
(111) David Parks			13	1:00.802	+1.254	8	1:01.554	+0.993			
1	1:02.704	+3.967	14	1:00.298	+0.750	9	1:00.561				
2	1:00.155	+1.418	15	1:00.078	+0.530	10	1:00.710	+0.149			
3	1:00.094	+1.357	16	59.712	+0.164	11	1:01.467	+0.906			
4	59.019	+0.282				12	1:01.552	+0.991			
5	58.973	+0.236	(32) Chris McCabe			13	1:01.231	+0.670			
6	58.737		1	1:04.171	+4.635	14	1:01.233	+0.672			
7	59.085	+0.348	2	1:00.285	+0.749	15	1:01.339	+0.778			
8	59.253	+0.516	3	59.623	+0.087	16	1:01.531	+0.970			
9	58.992	+0.255	4	59.691	+0.155						
10	58.990	+0.253	5	59.536		(16) Martin Rafferty					
11	59.361	+0.624	6	1:09.432	+9.896	1	1:05.390	+3.419			

Clerk of the Course: S.Boden (Sat) / S.Milligan (Sun)

Orbits

Deputy Clerk of the Course: Jonathan Flood

Timing: Timing.ie

www.mylaps.com

Results are provisional until the conclusion of judicial & technical matters

Licensed to: Timing.ie

Printed: 10/06/2017 15:34:55



MEC Race Meeting

Sorted on best lap time

Historics Mondello Park National Circuit 1.850 km

Qualifying 10/06/2017 10:40

Qualifying (15:00 Time) started at 10:38:48

Pos	No.	Name	Car	Laps	Best Tm	In Lap	Diff	Gap	Best Speed	2nd Best
1	21	Bernard Foley	MGB GT V8 / 4600cc	14	1:03.486	7			104.905	1:03.502
2	43	Stevie Griffin	MG Midget / 1460cc	9	1:04.356	5	0.870	0.870	103.487	1:04.772
3	9	Val Thompson	TMC Costin / 2000cc	12	1:06.480	11	2.994	2.124	100.181	1:06.687
4	47	Clive Brandon	Lotus Type 47 / 1761cc	14	1:06.687	12	3.201	0.207	99.870	1:06.923
5	211	Seamus Hobbs	MG Midget / 1330cc	8	1:07.906	6	4.420	1.219	98.077	1:08.768
6	72	Wolfgang Schnittger	MG Midget / 1340cc	6	1:08.878	4	5.392	0.972	96.693	1:09.302
7	42	Matt Dunne	MG Midget / 1275cc	13	1:10.081	13	6.595	1.203	95.033	1:10.096
8	6	Edmund Cassidy	Sunbeam Tiger / 4200cc	8	1:10.672	8	7.186	0.591	94.238	1:10.747
9	41	Liam Ruth	MG Midget / 1380cc	5	1:11.385	5	7.899	0.713	93.297	1:15.824
10	87	Ken McAvoy	Austin Healy Sprite / 1300cc	7	1:14.661	6	11.175	3.276	89.203	1:15.088
11	18	Edwin Rynhart	Healy Sprite / 1380cc	12	1:16.290	7	12.804	1.629	87.298	1:16.777
12	37	Noel Kavanagh	MGB Roadster / 1950cc	6	1:16.414	6	12.928	0.124	87.157	1:18.413
13	414	Colin Grant	Mallock / 1600cc	1		0			-	

Clerk of the Course: S.Boden (Sat) / S.Milligan (Sun)

Orbits

Deputy Clerk of the Course: Jonathan Flood

Timing: Timing.ie

www.mylaps.com

Results are provisional until the conclusion of judicial & technical matters

Licensed to: Timing.ie

Printed: 10/06/2017 10:56:18



MEC Race Meeting

Historics

Mondello Park National Circuit 1.850 km

Qualifying

10/06/2017 10:40

Qualifying (15:00 Time) started at 10:38:48

			7	1:07.711	+1.024	7	1:23.705	+13.033
(21) Bernard Foley			8	1:06.923	+0.236	8	1:10.672	
1	1:17.764	+14.278	9	1:07.896	+1.209	(41) Liam Ruth		
2	1:05.821	+2.335	10	1:07.689	+1.002	1	1:28.993	+17.608
3	1:04.864	+1.378	11	1:07.722	+1.035	2	1:15.991	+4.606
4	1:07.569	+4.083	12	1:06.687		3	1:15.824	+4.439
5	1:05.342	+1.856	13	1:07.216	+0.529	4	1:17.875	+6.490
6	1:03.764	+0.278	14	1:07.429	+0.742	5	1:11.385	
7	1:03.486		(211) Seamus Hobbs			(87) Ken McAvoy		
8	1:03.502	+0.016	1	1:24.102	+16.196	1	1:33.927	+19.266
9	1:05.851	+2.365	2	1:14.063	+6.157	2	1:19.909	+5.248
10	1:04.529	+1.043	3	1:10.491	+2.585	3	1:15.768	+1.107
11	1:05.229	+1.743	4	1:08.768	+0.862	4	1:17.031	+2.370
12	1:03.946	+0.460	5	1:10.203	+2.297	5	1:15.362	+0.701
13	1:04.570	+1.084	6	1:07.906		6	1:14.661	
14	1:05.071	+1.585	7	1:09.734	+1.828	7	1:15.088	+0.427
(43) Stevie Griffin			8	1:11.343	+3.437	(18) Edwin Rynhart		
1	1:17.539	+13.183	(72) Wolfgang Schnittger			1	1:30.305	+14.015
2	1:08.524	+4.168	1	1:25.321	+16.443	2	1:21.175	+4.885
3	1:05.692	+1.336	2	1:16.936	+8.058	3	1:17.262	+0.972
4	1:06.788	+2.432	3	1:10.886	+2.008	4	1:17.375	+1.085
5	1:04.356		4	1:08.878		5	1:16.777	+0.487
6	1:04.851	+0.495	5	1:09.302	+0.424	6	1:17.445	+1.155
7	1:04.958	+0.602	6	1:09.786	+0.908	7	1:16.290	
8	1:04.772	+0.416	(42) Matt Dunne			8	1:17.241	+0.951
9	1:04.878	+0.522	1	1:22.672	+12.591	9	1:18.623	+2.333
(9) Val Thompson			2	1:14.152	+4.071	10	1:18.311	+2.021
1	1:27.784	+21.304	3	1:12.530	+2.449	11	1:20.731	+4.441
p2	1:42.312	+35.832	4	1:11.388	+1.307	12	1:19.372	+3.082
3	1:13.590	+7.110	5	1:10.989	+0.908	(37) Noel Kavanagh		
4	1:07.974	+1.494	6	1:10.210	+0.129	1	1:30.501	+14.087
5	1:07.567	+1.087	7	1:10.733	+0.652	2	1:20.461	+4.047
6	1:07.826	+1.346	8	1:12.460	+2.379	3	1:18.413	+1.999
7	1:08.130	+1.650	9	1:10.374	+0.293	4	1:19.965	+3.551
p8	1:40.209	+33.729	10	1:10.096	+0.015	5	1:18.625	+2.211
9	1:10.469	+3.989	11	1:10.340	+0.259	6	1:16.414	
10	1:07.126	+0.646	12	1:11.209	+1.128	(414) Colin Grant		
11	1:06.480		13	1:10.081		1	1:38.789	-3:59:15.986
12	1:06.687	+0.207	(6) Edmund Cassidy					
(47) Clive Brandon			1	1:24.116	+13.444			
1	1:21.422	+14.735	2	1:14.806	+4.134			
2	1:09.311	+2.624	3	1:12.925	+2.253			
3	1:08.715	+2.028	p4	1:58.910	+48.238			
4	1:08.670	+1.983	5	1:15.330	+4.658			
5	1:08.319	+1.632	6	1:10.747	+0.075			
6	1:08.039	+1.352						

Clerk of the Course: S.Boden (Sat) / S.Milligan (Sun)

Orbits

Deputy Clerk of the Course: Jonathan Flood

Timing: Timing.ie

Results are provisional until the conclusion of judicial & technical matters

www.mylaps.com

Licensed to: Timing.ie

Printed: 10/06/2017 10:56:51



MEC Race Meeting

Historics

Mondello Park National Circuit 1.850 km

Race 1

10/06/2017 12:20

Race (15:00 Time)

7

414 Colin Grant

13

6

1:16.290
18 Edwin Rynhart

11

5

1:11.385
41 Liam Ruth

9

4

1:10.081
42 Matt Dunne

7

3

1:07.906
211 Seamus Hobbs

5

2

1:06.480
9 Val Thompson

3

1

1:03.486
21 Bernard Foley

1

POLE POSITION

1:16.414
37 Noel Kavanagh

12

1:14.661
87 Ken McAvoy

10

1:10.672
6 Edmund Cassidy

8

1:08.878
72 Wolfgang Schnittger


6

1:06.687
47 Clive Brandon

4

1:04.356
43 Stevie Griffin

2



Clerk of the Course: S.Boden (Sat) / S.Milligan (Sun)

Orbits

Deputy Clerk of the Course: Jonathan Flood

Timing: Timing.ie

Results are provisional until the conclusion of judicial & technical matters

www.mylaps.com

Licensed to: Timing.ie

Printed: 10/06/2017 11:05:08



MEC Race Meeting

Sorted on Laps

Historics Mondello Park National Circuit 1.850 km

Race 1 10/06/2017 12:20

Race (15:00 Time) started at 12:19:19

Pos	No.	Name	Car	Laps	Diff	Gap	Total Tm	Best Tm	Best Speed	In Lap
1	21	Bernard Foley	MGB GT V8 / 4600cc	14			15:14.538	1:04.403	103.411	2
2	43	Stevie Griffin	MG Midget / 1460cc	14	13.158	13.158	15:27.696	1:04.826	102.737	3
3	47	Clive Brandon	Lotus Type 47 / 1761cc	14	34.497	21.339	15:49.035	1:05.829	101.171	11
4	211	Seamus Hobbs	MG Midget / 1330cc	14	59.941	25.444	16:14.479	1:08.589	97.100	11
5	72	Wolfgang Schnittger	MG Midget / 1340cc	14	1:01.562	1.621	16:16.100	1:08.670	96.986	14
6	6	Edmund Cassidy	Sunbeam Tiger / 4200cc	13	1 Lap	1 Lap	15:18.117	1:09.142	96.324	10
7	42	Matt Dunne	MG Midget / 1275cc	13	1 Lap	2.997	15:21.114	1:09.305	96.097	8
8	414	Colin Grant	Mallock / 1600cc	13	1 Lap	30.505	15:51.619	1:09.323	96.072	8
9	87	Ken McAvoy	Austin Healy Sprite / 1300cc	13	1 Lap	34.555	16:26.174	1:14.239	89.710	11
10	18	Edwin Rynhart	Healy Sprite / 1380cc	13	1 Lap	0.009	16:26.183	1:14.144	89.825	8
Not classified										
DNF	9	Val Thompson	TMC Costin / 2000cc	11	DNF		12:23.684	1:05.881	101.091	2
DNF	37	Noel Kavanagh	MGB Roadster / 1950cc	4	DNF		5:12.365	1:15.513	88.197	3
DNS	41	Liam Ruth	MG Midget / 1380cc		DNS				-	0

Margin of Victory	Avg. Speed	Best Lap Tm	Best Speed	Best Lap by
13.158	101.953	1:04.403	103.411	21 - Bernard Foley

Clerk of the Course: S.Boden (Sat) / S.Milligan (Sun)

Orbits

Deputy Clerk of the Course: Jonathan Flood

Timing: Timing.ie

www.mylaps.com

Results are provisional until the conclusion of judicial & technical matters

Licensed to: Timing.ie

Printed: 10/06/2017 12:39:41



MEC Race Meeting

Historics

Mondello Park National Circuit 1.850 km

Race 1

10/06/2017 12:20

Race (15:00 Time) started at 12:19:19

(21) Bernard Foley			(211) Seamus Hobbs			2			6		
1	1:06.877	+2.474	1	1:11.932	+3.343	3	1:10.580	+1.275	7	1:15.452	+1.308
2	1:04.403		2	1:08.845	+0.256	4	1:11.588	+2.283	8	1:15.494	+1.350
3	1:04.910	+0.507	3	1:09.085	+0.496	5	1:11.271	+1.966	9	1:14.144	+0.605
4	1:05.241	+0.838	4	1:09.010	+0.421	6	1:09.778	+0.473	10	1:14.749	+0.783
5	1:05.178	+0.775	5	1:09.467	+0.878	7	1:10.189	+0.884	11	1:14.927	+0.783
6	1:04.623	+0.220	6	1:09.712	+1.123	8	1:09.305		12	1:14.654	+0.510
7	1:05.401	+0.998	7	1:09.882	+1.293	9	1:09.403	+0.098	13	1:14.663	+0.519
8	1:05.470	+1.067	8	1:09.036	+0.447	10	1:09.489	+0.184		1:15.078	+0.934
9	1:04.601	+0.198	9	1:09.316	+0.727	11	1:09.867	+0.562	(9) Val Thompson		
10	1:04.737	+0.334	10	1:09.657	+1.068	12	1:10.014	+0.709	1	1:08.881	+3.000
11	1:05.269	+0.866	11	1:08.589		13	1:11.292	+1.987	2	1:05.881	
12	1:04.954	+0.551	12	1:10.407	+1.818	(414) Colin Grant			3	1:06.214	+0.333
13	1:04.924	+0.521	13	1:08.810	+0.221	1	1:19.911	+10.588	4	1:06.416	+0.535
14	1:07.869	+3.466	14	1:09.051	+0.462	2	1:13.966	+4.643	5	1:06.170	+0.289
(43) Stevie Griffin			(72) Wolfgang Schnittger			3	1:12.870	+3.547	6	1:06.861	+0.980
1	1:08.712	+3.886	1	1:13.092	+4.422	4	1:11.653	+2.330	7	1:07.228	+1.347
2	1:05.359	+0.533	2	1:09.748	+1.078	5	1:11.743	+2.420	8	1:06.782	+0.901
3	1:04.826		3	1:08.937	+0.267	6	1:10.194	+0.871	9	1:05.961	+0.080
4	1:05.132	+0.306	4	1:08.969	+0.299	7	1:10.259	+0.936	10	1:06.553	+0.672
5	1:05.241	+0.415	5	1:09.402	+0.732	8	1:09.323		11	1:15.796	+9.915
6	1:12.608	+7.782	6	1:09.759	+1.089	9	1:10.991	+1.668	(37) Noel Kavanagh		
7	1:05.544	+0.718	7	1:09.792	+1.122	10	1:11.097	+1.774	1	1:19.874	+4.361
8	1:05.902	+1.076	8	1:09.299	+0.629	11	1:17.742	+8.419	2	1:17.144	+1.631
9	1:05.575	+0.749	9	1:09.093	+0.423	12	1:13.475	+4.152	3	1:15.513	
10	1:05.460	+0.634	10	1:09.520	+0.850	13	1:13.639	+4.316	4	1:16.079	+0.566
11	1:05.723	+0.897	11	1:08.759	+0.089	(87) Ken McAvoy					
12	1:05.753	+0.927	12	1:08.934	+0.264	1	1:18.091	+3.852			
13	1:05.687	+0.861	13	1:10.557	+1.887	2	1:15.517	+1.278			
14	1:06.174	+1.348	14	1:08.670		3	1:15.761	+1.522			
(47) Clive Brandon			(6) Edmund Cassidy			4	1:15.787	+1.548			
1	1:09.852	+4.023	1	1:15.046	+5.904	5	1:16.058	+1.819			
2	1:06.022	+0.193	2	1:10.036	+0.894	6	1:15.783	+1.544			
3	1:06.221	+0.392	3	1:10.957	+1.815	7	1:15.848	+1.609			
4	1:06.572	+0.743	4	1:11.558	+2.416	8	1:15.461	+1.222			
5	1:06.001	+0.172	5	1:11.105	+1.963	9	1:14.994	+0.755			
6	1:06.127	+0.298	6	1:10.103	+0.961	10	1:15.308	+1.069			
7	1:14.762	+8.933	7	1:10.054	+0.912	11	1:14.239				
8	1:05.970	+0.141	8	1:09.277	+0.135	12	1:15.155	+0.916			
9	1:06.335	+0.506	9	1:09.391	+0.249	13	1:15.123	+0.884			
10	1:06.232	+0.403	10	1:09.142		(18) Edwin Rynhart					
11	1:05.829		11	1:10.331	+1.189	1	1:18.470	+4.326			
12	1:07.663	+1.834	12	1:09.826	+0.684	2	1:15.757	+1.613			
13	1:06.346	+0.517	13	1:09.214	+0.072	3	1:17.358	+3.214			
14	1:13.975	+8.146	(42) Matt Dunne			4	1:15.966	+1.822			
			1	1:15.433	+6.128	5	1:15.641	+1.497			

Clerk of the Course: S.Boden (Sat) / S.Milligan (Sun)

Orbits

Deputy Clerk of the Course: Jonathan Flood

Timing: Timing.ie

www.mylaps.com

Results are provisional until the conclusion of judicial & technical matters

Licensed to: Timing.ie

Printed: 10/06/2017 12:40:18



MEC Race Meeting

Historics

Mondello Park National Circuit 1.850 km

Race 2

10/06/2017 14:50

Race (15:00 Time)

7

414 Colin Grant

13

6

1:16.777
18 Edwin Rynhart

11

5

1:15.088
87 Ken McAvoy

9

4

1:10.096
42 Matt Dunne

7

3

1:08.768
211 Seamus Hobbs

5

2

1:06.687
9 Val Thompson

3

1

1:03.502
21 Bernard Foley

1

POLE POSITION

1:18.413
37 Noel Kavanagh

12

1:15.824
41 Liam Ruth

10

1:10.747
6 Edmund Cassidy

8

1:09.302
72 Wolfgang Schnittger


6

1:06.923
47 Clive Brandon

4

1:04.772
43 Stevie Griffin

2



Clerk of the Course: S.Boden (Sat) / S.Milligan (Sun)

Orbits

Deputy Clerk of the Course: Jonathan Flood

Timing: Timing.ie

Results are provisional until the conclusion of judicial & technical matters

www.mylaps.com

Licensed to: Timing.ie

Printed: 10/06/2017 11:05:35



MEC Race Meeting

Sorted on Laps

Historics Mondello Park National Circuit 1.850 km

Race 2 10/06/2017 14:50

Race (15:00 Time) started at 14:51:07

Pos	No.	Name	Car	Laps	Diff	Gap	Total Tm	Best Tm	Best Speed	In Lap
1	21	Bernard Foley	MGB GT V8 / 4600cc	14			15:22.705	1:04.532	103.205	5
2	43	Stevie Griffin	MG Midget / 1460cc	14	8.207	8.207	15:30.912	1:05.329	101.946	6
3	9	Val Thompson	TMC Costin / 2000cc	14	21.791	13.584	15:44.496	1:06.104	100.750	2
4	47	Clive Brandon	Lotus Type 47 / 1761cc	14	23.220	1.429	15:45.925	1:06.381	100.330	13
5	6	Edmund Cassidy	Sunbeam Tiger / 4200cc	14	55.807	32.587	16:18.512	1:08.108	97.786	8
6	72	Wolfgang Schnittger	MG Midget / 1340cc	14	57.154	1.347	16:19.859	1:09.019	96.495	7
7	211	Seamus Hobbs	MG Midget / 1330cc	14	1:03.888	6.734	16:26.593	1:08.629	97.044	5
8	42	Matt Dunne	MG Midget / 1275cc	13	1 Lap	1 Lap	15:26.215	1:09.607	95.680	2
9	87	Ken McAvoy	Austin Healy Sprite / 1300cc	13	1 Lap	1:10.843	16:37.058	1:15.191	88.574	3
10	18	Edwin Rynhart	Healy Sprite / 1380cc	12	2 Laps	1 Lap	15:27.310	1:15.411	88.316	10

Not classified

DNS	41	Liam Ruth	MG Midget / 1380cc		DNS				-	0
DNS	37	Noel Kavanagh	MGB Roadster / 1950cc		DNS				-	0
DNS	414	Colin Grant	Mallock / 1600cc		DNS				-	0

Margin of Victory	Avg. Speed	Best Lap Tm	Best Speed	Best Lap by
8.207	101.051	1:04.532	103.205	21 - Bernard Foley

Clerk of the Course: S.Boden (Sat) / S.Milligan (Sun)

Orbits

Deputy Clerk of the Course: Jonathan Flood

Timing: Timing.ie

www.mylaps.com

Results are provisional until the conclusion of judicial & technical matters

Licensed to: Timing.ie

Printed: 10/06/2017 15:16:03



MEC Race Meeting

Historics

Mondello Park National Circuit 1.850 km

Race 2

10/06/2017 14:50

Race (15:00 Time) started at 14:51:07

			(47) Clive Brandon			1	1:13.157	+4.528	4	1:16.437	+1.026
(21) Bernard Foley			1	1:10.364	+3.983	2	1:09.453	+0.824	5	1:16.650	+1.239
1	1:07.881	+3.349	2	1:07.126	+0.745	3	1:09.336	+0.707	6	1:17.930	+2.519
2	1:05.380	+0.848	3	1:07.852	+1.471	4	1:09.771	+1.142	7	1:17.468	+2.057
3	1:05.781	+1.249	4	1:06.647	+0.266	5	1:08.829		8	1:16.607	+1.196
4	1:04.858	+0.326	5	1:06.473	+0.092	6	1:10.738	+2.109	9	1:16.395	+0.984
5	1:04.532		6	1:06.553	+0.172	7	1:14.226	+5.597	10	1:15.411	
6	1:05.226	+0.694	7	1:06.383	+0.002	8	1:11.239	+2.610	11	1:15.990	+0.579
7	1:05.626	+1.094	8	1:06.490	+0.109	9	1:09.324	+0.695	12	1:16.664	+1.253
8	1:05.253	+0.721	9	1:09.764	+3.383	10	1:09.531	+0.902			
9	1:06.043	+1.511	10	1:08.075	+1.694	11	1:09.405	+0.776			
10	1:05.829	+1.297	11	1:07.492	+1.111	12	1:10.290	+1.661			
11	1:05.176	+0.644	12	1:07.074	+0.693	13	1:09.708	+1.079			
12	1:05.542	+1.010	13	1:06.381		14	1:10.139	+1.510			
13	1:06.906	+2.374	14	1:08.006	+1.625						
14	1:08.672	+4.140				(42) Matt Dunne					
			(6) Edmund Cassidy			1	1:14.980	+5.373			
(43) Stevie Griffin			1	1:13.777	+5.669	2	1:08.607				
1	1:09.891	+4.562	2	1:09.448	+1.340	3	1:10.042	+0.435			
2	1:06.487	+1.158	3	1:09.289	+1.181	4	1:10.376	+0.769			
3	1:06.335	+1.006	4	1:09.651	+1.543	5	1:10.694	+1.087			
4	1:06.116	+0.787	5	1:08.978	+0.870	6	1:10.498	+0.891			
5	1:05.656	+0.327	6	1:08.811	+0.703	7	1:10.700	+1.093			
6	1:05.329		7	1:09.736	+1.628	8	1:10.467	+0.860			
7	1:05.842	+0.513	8	1:08.108		9	1:11.578	+1.971			
8	1:06.998	+1.669	9	1:09.709	+1.601	10	1:09.898	+0.291			
9	1:06.792	+1.463	10	1:09.033	+0.925	11	1:11.011	+1.404			
10	1:06.273	+0.944	11	1:09.921	+1.813	12	1:12.269	+2.662			
11	1:05.765	+0.436	12	1:10.452	+2.344	13	1:11.735	+2.128			
12	1:06.184	+0.855	13	1:09.638	+1.530				(87) Ken McAvoy		
13	1:05.835	+0.506	14	1:09.488	+1.380	1	1:19.292	+4.101			
14	1:07.138	+1.809				2	1:15.984	+0.793			
			(72) Wolfgang Schnittger			3	1:15.191				
(9) Val Thompson			1	1:12.798	+3.779	4	1:16.079	+0.888			
1	1:09.906	+3.802	2	1:09.141	+0.122	5	1:16.017	+0.826			
2	1:06.104		3	1:09.328	+0.309	6	1:16.258	+1.067			
3	1:06.707	+0.603	4	1:09.261	+0.242	7	1:16.347	+1.156			
4	1:07.036	+0.932	5	1:09.775	+0.756	8	1:16.218	+1.027			
5	1:06.362	+0.258	6	1:09.809	+0.790	9	1:16.184	+0.993			
6	1:06.276	+0.172	7	1:09.019		10	1:16.422	+1.231			
7	1:07.107	+1.003	8	1:09.702	+0.683	11	1:16.545	+1.354			
8	1:07.287	+1.183	9	1:10.867	+1.848	12	1:16.729	+1.538			
9	1:06.663	+0.559	10	1:09.661	+0.642	13	1:16.268	+1.077			
10	1:07.469	+1.365	11	1:09.859	+0.840				(18) Edwin Rynhart		
11	1:07.388	+1.284	12	1:10.459	+1.440	1	1:20.174	+4.763			
12	1:08.084	+1.980	13	1:09.161	+0.142	2	1:16.868	+1.457			
13	1:08.961	+2.857	14	1:09.533	+0.514	3	1:16.920	+1.509			
14	1:08.066	+1.962									
			(211) Seamus Hobbs								

Clerk of the Course: S.Boden (Sat) / S.Milligan (Sun)

Orbits

Deputy Clerk of the Course: Jonathan Flood

Timing: Timing.ie

www.mylaps.com

Results are provisional until the conclusion of judicial & technical matters

Licensed to: Timing.ie

Printed: 10/06/2017 15:17:22



MEC Race Meeting

Sorted on best lap time

Strykers

Mondello Park National Circuit 1.850 km

Qualifying

10/06/2017 11:05

Qualifying (15:00 Time) started at 10:57:16

Pos	No.	Name	Car	Laps	Best Tm	In Lap	Diff	Gap	Best Speed	2nd Best
1	11	Alan Auerbach	Raw Stryker / 1800cc	15	1:01.765	10			107.828	1:01.831
2	90	Des Bruton	Stryker / 1800cc	14	1:02.336	12	0.571	0.571	106.840	1:02.394
3	98	Andrew Dalton	Raw Stryker / 1800cc	14	1:02.393	14	0.628	0.057	106.743	1:02.397
4	3	Greg Kelly	Raw Stryker / 1800cc	15	1:02.686	13	0.921	0.293	106.244	1:02.870
5	53	Paul Yeomans	Stryker / 1800cc	14	1:02.906	12	1.141	0.220	105.872	1:03.064
6	5	Des Meehan	Stryker / 1800cc	14	1:03.284	10	1.519	0.378	105.240	1:03.549
7	8	Roger Welartane	Stryker / 1800cc	14	1:03.725	14	1.960	0.441	104.512	1:03.859
8	50	Pat Bergin	Sylva Stryker / 1800cc	13	1:03.950	12	2.185	0.225	104.144	1:04.368
9	97	Colin Marnane	Raw Stryker / 1800cc	14	1:04.604	7	2.839	0.654	103.090	1:05.272
10	2	Conal Shipman	Stryker / 1800cc	13	1:04.728	11	2.963	0.124	102.892	1:04.780
11	9	Michael Ward	Stryker / 1800cc	14	1:04.811	7	3.046	0.083	102.760	1:04.951
12	4	Dominic Ryan	Stryker / 1800cc	14	1:04.922	11	3.157	0.111	102.585	1:05.184
13	14	David Reynolds	Stryker / 1800cc	14	1:05.107	8	3.342	0.185	102.293	1:05.174

Clerk of the Course: S.Boden (Sat) / S.Milligan (Sun)

Orbits

Deputy Clerk of the Course: Jonathan Flood

Timing: Timing.ie

www.mylaps.com

Results are provisional until the conclusion of judicial & technical matters

Licensed to: Timing.ie

Printed: 10/06/2017 11:14:05



MEC Race Meeting

Strykers

Mondello Park National Circuit 1.850 km

Qualifying

10/06/2017 11:05

Qualifying (15:00 Time) started at 10:57:16

(11) Alan Auerbach			(3) Greg Kelly			(8) Roger Welartane			1	1:32.030	+27.302
1	1:11.420	+9.655	1	1:13.025	+10.339	1	1:18.764	+15.039	2	1:08.559	+3.831
2	1:04.167	+2.402	2	1:04.328	+1.642	2	1:07.772	+4.047	3	1:06.973	+2.245
3	1:03.384	+1.619	3	1:03.952	+1.266	3	1:05.124	+1.399	4	1:05.983	+1.255
4	1:02.838	+1.073	4	1:03.449	+0.763	4	1:04.480	+0.755	5	1:05.280	+0.552
5	1:02.336	+0.571	5	1:02.905	+0.219	5	1:05.842	+2.117	6	1:04.936	+0.208
6	1:02.627	+0.862	6	1:03.752	+1.066	6	1:04.277	+0.552	7	1:06.835	+2.107
7	1:02.301	+0.536	7	1:03.291	+0.605	7	1:04.512	+0.787	8	1:05.256	+0.528
8	1:02.147	+0.382	8	1:02.945	+0.259	8	1:04.566	+0.841	9	1:07.463	+2.735
9	1:01.831	+0.066	9	1:03.338	+0.652	9	1:04.197	+0.472	10	1:04.780	+0.052
10	1:01.765		10	1:02.870	+0.184	10	1:04.236	+0.511	11	1:04.728	
11	1:01.856	+0.091	11	1:03.334	+0.648	11	1:04.170	+0.445	12	1:08.566	+3.838
12	1:01.928	+0.163	12	1:03.076	+0.390	12	1:04.266	+0.541	13	1:04.979	+0.251
13	1:02.222	+0.457	13	1:02.686		13	1:03.859	+0.134	(9) Michael Ward		
14	1:02.687	+0.922	14	1:03.517	+0.831	14	1:03.725		1	1:19.348	+14.537
15	1:05.901	+4.136	15	1:04.470	+1.784	(50) Pat Bergin			2	1:07.426	+2.615
(90) Des Bruton			(53) Paul Yeomans			1	1:20.259	+16.309	3	1:06.366	+1.555
1	1:12.675	+10.339	1	1:12.181	+9.275	2	1:20.631	+16.681	4	1:07.273	+2.462
2	1:04.783	+2.447	2	1:05.152	+2.246	3	1:08.057	+4.107	5	1:07.204	+2.393
3	1:03.707	+1.371	3	1:04.078	+1.172	4	1:05.681	+1.731	6	1:04.951	+0.140
4	1:03.757	+1.421	4	1:03.084	+0.178	5	1:05.353	+1.403	7	1:04.811	
5	1:07.303	+4.967	5	1:03.521	+0.615	6	1:06.133	+2.183	8	1:05.201	+0.390
6	1:02.867	+0.531	6	1:03.305	+0.399	7	1:04.770	+0.820	9	1:05.423	+0.612
7	1:02.584	+0.248	7	1:03.333	+0.427	8	1:04.539	+0.589	10	1:05.421	+0.610
8	1:02.394	+0.058	8	1:03.204	+0.298	9	1:05.140	+1.190	11	1:05.430	+0.619
9	1:02.439	+0.103	9	1:04.807	+1.901	10	1:06.214	+2.264	12	1:05.941	+1.130
10	1:04.073	+1.737	10	1:03.345	+0.439	11	1:04.368	+0.418	13	1:05.995	+1.184
11	1:06.902	+4.566	11	1:03.309	+0.403	12	1:03.950		14	1:05.902	+1.091
12	1:02.336		12	1:02.906		13	1:04.790	+0.840	(4) Dominic Ryan		
13	1:02.750	+0.414	13	1:07.062	+4.156	(97) Colin Marnane			1	1:17.932	+13.010
14	1:02.663	+0.327	14	1:03.064	+0.158	1	1:18.431	+13.827	2	1:07.815	+2.893
(98) Andrew Dalton			(5) Des Meehan			2	1:07.660	+3.056	3	1:05.969	+1.047
1	1:28.730	+26.337	1	1:16.293	+13.009	3	1:05.825	+1.221	4	1:06.198	+1.276
2	1:05.625	+3.232	2	1:05.006	+1.722	4	1:05.968	+1.364	5	1:06.690	+1.768
3	1:04.311	+1.918	3	1:04.316	+1.032	5	1:05.606	+1.002	6	1:05.442	+0.520
4	1:03.557	+1.164	4	1:04.467	+1.183	6	1:06.139	+1.535	7	1:05.599	+0.677
5	1:03.369	+0.976	5	1:04.004	+0.720	7	1:04.604		8	1:05.206	+0.284
6	1:03.103	+0.710	6	1:04.164	+0.880	8	1:05.450	+0.846	9	1:05.398	+0.476
7	1:03.364	+0.971	7	1:03.965	+0.681	9	1:05.665	+1.061	10	1:05.184	+0.262
8	1:04.880	+2.487	8	1:03.549	+0.265	10	1:05.674	+1.070	11	1:04.922	
9	1:11.722	+9.329	9	1:10.113	+6.829	11	1:05.272	+0.668	12	1:05.188	+0.266
10	1:03.169	+0.776	10	1:03.284		12	1:05.584	+0.980	13	1:05.677	+0.755
11	1:02.958	+0.565	11	1:04.081	+0.797	13	1:06.569	+1.965	14	1:05.925	+1.003
12	1:02.397	+0.004	12	1:03.715	+0.431	14	1:06.228	+1.624	(14) David Reynolds		
13	1:11.823	+9.430	13	1:11.337	+8.053	(2) Conal Shipman			1	1:17.242	+12.135
14	1:02.393		14	1:04.181	+0.897				2	1:09.667	+4.560

Clerk of the Course: S.Boden (Sat) / S.Milligan (Sun)

Orbits

Deputy Clerk of the Course: Jonathan Flood

Timing: Timing.ie

www.mylaps.com

Results are provisional until the conclusion of judicial & technical matters

Licensed to: Timing.ie

Printed: 10/06/2017 11:14:54

Page 1/2



MEC Race Meeting

Strykers

Mondello Park National Circuit 1.850 km

Qualifying

10/06/2017 11:05

Qualifying (15:00 Time) started at 10:57:16

3	1:06.577	+1.470
4	1:08.849	+3.742
5	1:05.749	+0.642
6	1:05.777	+0.670
7	1:05.174	+0.067
8	1:05.107	
9	1:07.214	+2.107
10	1:06.006	+0.899
11	1:07.598	+2.491
12	1:06.547	+1.440
13	1:09.114	+4.007
14	1:06.369	+1.262



MEC Race Meeting

Strykers

Mondello Park National Circuit 1.850 km

Race 1

10/06/2017 14:00

Race (15:00 Time)

7

1:05.107
14 David Reynolds
13

6

1:04.811
9 Michael Ward
11

5

1:04.604
97 Colin Marnane
9

4

1:03.725
8 Roger Welartane
7

3

1:02.906
53 Paul Yeomans
5

2

1:02.393
98 Andrew Dalton
3

1

1:01.765
11 Alan Auerbach
1

POLE POSITION

1:04.922
4 Dominic Ryan

12

1:04.728
2 Conal Shipman

10

1:03.950
50 Pat Bergin

8

1:03.284
5 Des Meehan

6

1:02.686
3 Greg Kelly

4

1:02.336
90 Des Bruton

2

Clerk of the Course: S.Boden (Sat) / S.Milligan (Sun)

Deputy Clerk of the Course: Jonathan Flood

Timing: Timing.ie

Results are provisional until the conclusion of judicial & technical matters

Printed: 10/06/2017 11:27:58

Orbits

www.mylaps.com

Licensed to: Timing.ie



MEC Race Meeting

Sorted on Laps

Strykers

Mondello Park National Circuit 1.850 km

Race 1

10/06/2017 14:00

Race (15:00 Time) started at 14:03:06

Pos	No.	Name	Car	Laps	Diff	Gap	Total Tm	Best Tm	Best Speed	In Lap
1	11	Alan Auerbach	Raw Stryker / 1800cc	15			15:49.645	1:02.218	107.043	4
2	53	Paul Yeomans	Stryker / 1800cc	15	11.553	11.553	16:01.198	1:02.980	105.748	9
3	90	Des Bruton	Stryker / 1800cc	15	12.970	1.417	16:02.615	1:02.808	106.037	7
4	98	Andrew Dalton	Raw Stryker / 1800cc	15	18.969	5.999	16:08.614	1:02.739	106.154	4
5	3	Greg Kelly	Raw Stryker / 1800cc	15	22.273	3.304	16:11.918	1:02.553	106.470	13
6	8	Roger Welartane	Stryker / 1800cc	15	24.510	2.237	16:14.155	1:03.700	104.553	13
7	50	Pat Bergin	Sylva Stryker / 1800cc	15	39.087	14.577	16:28.732	1:04.235	103.682	6
8	2	Conal Shipman	Stryker / 1800cc	15	56.057	16.970	16:45.702	1:05.131	102.255	7
9	9	Michael Ward	Stryker / 1800cc	15	56.843	0.786	16:46.488	1:05.694	101.379	15
10	4	Dominic Ryan	Stryker / 1800cc	15	57.689	0.846	16:47.334	1:05.291	102.005	10
11	14	David Reynolds	Stryker / 1800cc	15	57.889	0.200	16:47.534	1:05.496	101.686	15

Not classified

DNF	5	Des Meehan	Stryker / 1800cc	1	DNF		1:35.644	1:34.162	70.729	1
DNF	97	Colin Marnane	Raw Stryker / 1800cc		DNF		2.189		-	0

Margin of Victory	Avg. Speed	Best Lap Tm	Best Speed	Best Lap by
11.553	105.197	1:02.218	107.043	11 - Alan Auerbach

Clerk of the Course: S.Boden (Sat) / S.Milligan (Sun)

Orbits

Deputy Clerk of the Course: Jonathan Flood

Timing: Timing.ie

www.mylaps.com

Results are provisional until the conclusion of judicial & technical matters

Licensed to: Timing.ie

Printed: 10/06/2017 14:21:03



MEC Race Meeting

Strykers

Mondello Park National Circuit 1.850 km

Race 1

10/06/2017 14:00

Race (15:00 Time) started at 14:03:06

			14	1:04.999	+2.191	12	1:04.483	+0.783	10	1:06.677	+0.983
(11) Alan Auerbach			15	1:04.570	+1.762	13	1:03.700		11	1:07.582	+1.888
1	1:05.560	+3.342	(98) Andrew Dalton			14	1:04.544	+0.844	12	1:06.262	+0.568
2	1:03.217	+0.999	1	1:06.720	+3.981	15	1:04.813	+1.113	13	1:06.412	+0.718
3	1:02.730	+0.512	2	1:02.813	+0.074	(50) Pat Bergin			14	1:06.099	+0.405
4	1:02.218		3	1:02.960	+0.221	1	1:13.351	+9.116	15	1:05.694	
5	1:02.336	+0.118	4	1:02.739		2	1:06.891	+2.656	(4) Dominic Ryan		
6	1:02.532	+0.314	5	1:02.881	+0.142	3	1:06.005	+1.770	1	1:15.057	+9.766
7	1:02.995	+0.777	6	1:03.021	+0.282	4	1:05.627	+1.392	2	1:07.749	+2.458
8	1:03.474	+1.256	7	1:03.214	+0.475	5	1:04.979	+0.744	3	1:06.893	+1.602
9	1:02.966	+0.748	8	1:04.228	+1.489	6	1:04.235		4	1:06.569	+1.278
10	1:03.367	+1.149	9	1:03.779	+1.040	7	1:05.976	+1.741	5	1:06.241	+0.950
11	1:03.436	+1.218	10	1:03.372	+0.633	8	1:05.742	+1.507	6	1:06.437	+1.146
12	1:03.065	+0.847	11	1:04.277	+1.538	9	1:04.653	+0.418	7	1:06.572	+1.281
13	1:03.342	+1.124	12	1:04.265	+1.526	10	1:05.256	+1.021	8	1:05.803	+0.512
14	1:03.903	+1.685	13	1:04.587	+1.848	11	1:04.567	+0.332	9	1:05.773	+0.482
15	1:04.379	+2.161	14	1:05.518	+2.779	12	1:04.653	+0.418	10	1:05.291	
(53) Paul Yeomans			15	1:13.246	+10.507	13	1:04.621	+0.386	11	1:06.255	+0.964
1	1:05.700	+2.720	(3) Greg Kelly			14	1:05.738	+1.503	12	1:07.693	+2.402
2	1:04.706	+1.726	1	1:25.459	+22.906	15	1:04.510	+0.275	13	1:06.240	+0.949
3	1:06.247	+3.267	2	1:04.908	+2.355	(2) Conal Shipman			14	1:05.763	+0.472
4	1:05.181	+2.201	3	1:03.160	+0.607	1	1:12.073	+6.942	15	1:05.878	+0.587
5	1:03.522	+0.542	4	1:03.473	+0.920	2	1:06.879	+1.748	(14) David Reynolds		
6	1:03.310	+0.330	5	1:03.337	+0.784	3	1:05.636	+0.505	1	1:14.145	+8.649
7	1:03.064	+0.084	6	1:03.209	+0.656	4	1:15.915	+10.784	2	1:09.220	+3.724
8	1:03.176	+0.196	7	1:03.084	+0.531	5	1:07.087	+1.956	3	1:07.695	+2.199
9	1:02.980		8	1:03.129	+0.576	6	1:05.605	+0.474	4	1:06.495	+0.999
10	1:03.526	+0.546	9	1:03.240	+0.687	7	1:05.131		5	1:06.020	+0.524
11	1:03.277	+0.297	10	1:03.024	+0.471	8	1:05.155	+0.024	6	1:05.832	+0.336
12	1:03.320	+0.340	11	1:02.826	+0.273	9	1:05.315	+0.184	7	1:06.300	+0.804
13	1:03.416	+0.436	12	1:02.840	+0.287	10	1:05.568	+0.437	8	1:05.956	+0.460
14	1:04.132	+1.152	13	1:02.553		11	1:05.309	+0.178	9	1:05.734	+0.238
15	1:04.331	+1.351	14	1:02.877	+0.324	12	1:06.442	+1.311	10	1:05.774	+0.278
(90) Des Bruton			15	1:03.814	+1.261	13	1:05.306	+0.175	11	1:06.416	+0.920
1	1:08.943	+6.135	(8) Roger Welartane			14	1:05.880	+0.749	12	1:06.256	+0.760
2	1:04.154	+1.346	1	1:08.216	+4.516	15	1:05.378	+0.247	13	1:06.584	+1.088
3	1:06.014	+3.206	2	1:05.579	+1.879	(9) Michael Ward			14	1:05.647	+0.151
4	1:04.475	+1.667	3	1:05.844	+2.144	1	1:10.021	+4.327	15	1:05.496	
5	1:04.671	+1.863	4	1:04.716	+1.016	2	1:09.515	+3.821	(5) Des Meehan		
6	1:03.094	+0.286	5	1:03.889	+0.189	3	1:06.339	+0.645	1	1:34.162	
7	1:02.808		6	1:03.909	+0.209	4	1:06.081	+0.387			
8	1:02.957	+0.149	7	1:03.866	+0.166	5	1:06.870	+1.176			
9	1:03.019	+0.211	8	1:04.524	+0.824	6	1:06.361	+0.667			
10	1:03.105	+0.297	9	1:04.392	+0.692	7	1:07.132	+1.438			
11	1:03.069	+0.261	10	1:04.489	+0.789	8	1:06.086	+0.392			
12	1:03.782	+0.974	11	1:05.055	+1.355	9	1:06.207	+0.513			
13	1:02.955	+0.147									

Clerk of the Course: S.Boden (Sat) / S.Milligan (Sun)

Orbits

Deputy Clerk of the Course: Jonathan Flood

Timing: Timing.ie

www.mylaps.com

Results are provisional until the conclusion of judicial & technical matters

Licensed to: Timing.ie

Printed: 10/06/2017 14:21:30



MEC Race Meeting

Strykers

Mondello Park National Circuit 1.850 km

Race 2

10/06/2017 15:40

Race (15:00 Time)

7

1:05.272
97 Colin Marnane
13

6

1:05.174
14 David Reynolds
11

5

1:04.780
2 Conal Shipman
9

4

1:03.859
8 Roger Welartane
7

3

1:03.064
53 Paul Yeomans
5

2

1:02.397
98 Andrew Dalton
3

1

1:01.831
11 Alan Auerbach
1

POLE POSITION

1:05.184
4 Dominic Ryan

12

1:04.951
9 Michael Ward

10

1:04.368
50 Pat Bergin

8

1:03.549
5 Des Meehan

6

1:02.870
3 Greg Kelly

4

1:02.394
90 Des Bruton

2

Clerk of the Course: S.Boden (Sat) / S.Milligan (Sun)

Deputy Clerk of the Course: Jonathan Flood

Timing: Timing.ie

Results are provisional until the conclusion of judicial & technical matters

Printed: 10/06/2017 11:28:35

Orbits

www.mylaps.com

Licensed to: Timing.ie



MEC Race Meeting

Sorted on Laps

Strykers

Mondello Park National Circuit 1.850 km

Race 2

10/06/2017 15:40

Race (15:00 Time) started at 15:42:04

Pos	No.	Name	Car	Laps	Diff	Gap	Total Tm	Best Tm	Best Speed	In Lap
1	11	Alan Auerbach	Raw Stryker / 1800cc	14			14:57.222	1:02.329	106.852	3
2	90	Des Bruton	Stryker / 1800cc	14	5.562	5.562	15:02.784	1:03.201	105.378	3
3	53	Paul Yeomans	Stryker / 1800cc	14	5.781	0.219	15:03.003	1:03.356	105.120	8
4	3	Greg Kelly	Raw Stryker / 1800cc	14	6.148	0.367	15:03.370	1:03.242	105.310	2
5	8	Roger Welartane	Stryker / 1800cc	14	6.519	0.371	15:03.741	1:03.462	104.945	5
6	4	Dominic Ryan	Stryker / 1800cc	14	38.062	31.543	15:35.284	1:05.514	101.658	5
7	14	David Reynolds	Stryker / 1800cc	14	42.931	4.869	15:40.153	1:04.990	102.477	6
8	50	Pat Bergin	Sylva Stryker / 1800cc	14	51.056	8.125	15:48.278	1:05.369	101.883	8
9	97	Colin Marnane	Raw Stryker / 1800cc	14	1:01.220	10.164	15:58.442	1:05.905	101.055	8
Not classified										
DNF	9	Michael Ward	Stryker / 1800cc	8	DNF		8:53.255	1:05.652	101.444	5
DNF	2	Conal Shipman	Stryker / 1800cc	8	DNF		8:54.034	1:05.092	102.317	6
DNF	5	Des Meehan	Stryker / 1800cc	3	DNF		3:26.578	1:05.757	101.282	3
DNF	98	Andrew Dalton	Raw Stryker / 1800cc	2	DNF		2:13.537	1:05.279	102.024	2

Margin of Victory	Avg. Speed	Best Lap Tm	Best Speed	Best Lap by
5.562	103.921	1:02.329	106.852	11 - Alan Auerbach

Clerk of the Course: S.Boden (Sat) / S.Milligan (Sun)

Orbits

Deputy Clerk of the Course: Jonathan Flood

Timing: Timing.ie

www.mylaps.com

Results are provisional until the conclusion of judicial & technical matters

Licensed to: Timing.ie

Printed: 10/06/2017 15:58:59



MEC Race Meeting

Strykers

Mondello Park National Circuit 1.850 km

Race 2

10/06/2017 15:40

Race (15:00 Time) started at 15:42:04

(11) Alan Auerbach			(3) Greg Kelly			1	1:10.713	+5.723	2	1:06.627	+0.975
1	1:05.951	+3.622	1	1:07.259	+4.017	2	1:06.337	+1.347	3	1:05.664	+0.012
2	1:02.943	+0.614	2	1:03.242		3	1:06.846	+1.856	4	1:05.824	+0.172
3	1:02.329		3	1:04.570	+1.328	4	1:05.873	+0.883	5	1:05.652	
4	1:03.291	+0.962	4	1:04.414	+1.172	5	1:05.224	+0.234	6	1:05.674	+0.022
5	1:03.824	+1.495	5	1:04.398	+1.156	6	1:04.990		7	1:05.730	+0.078
6	1:03.907	+1.578	6	1:03.794	+0.552	7	1:05.320	+0.330	8	1:06.082	+0.430
7	1:04.766	+2.437	7	1:04.395	+1.153	8	1:06.182	+1.192	(2) Conal Shipman		
8	1:03.990	+1.661	8	1:03.341	+0.099	9	1:09.905	+4.915	1	1:10.899	+5.807
9	1:03.396	+1.067	9	1:03.839	+0.597	10	1:06.824	+1.834	2	1:06.193	+1.101
10	1:04.092	+1.763	10	1:03.912	+0.670	11	1:07.131	+2.141	3	1:05.656	+0.564
11	1:04.349	+2.020	11	1:04.706	+1.464	12	1:06.914	+1.924	4	1:06.029	+0.937
12	1:04.721	+2.392	12	1:04.591	+1.349	13	1:07.143	+2.153	5	1:05.407	+0.315
13	1:05.172	+2.843	13	1:05.142	+1.900	14	1:07.600	+2.610	6	1:05.092	
14	1:04.491	+2.162	14	1:05.136	+1.894	(50) Pat Bergin			7	1:05.618	+0.526
(90) Des Bruton			(8) Roger Welartane			1	1:08.234	+2.865	8	1:06.108	+1.016
1	1:07.996	+4.795	1	1:06.904	+3.442	2	1:20.481	+15.112	(5) Des Meehan		
2	1:03.927	+0.726	2	1:04.784	+1.322	3	1:07.048	+1.679	1	1:08.353	+2.596
3	1:03.201		3	1:03.944	+0.482	4	1:06.387	+1.018	2	1:11.076	+5.319
4	1:04.997	+1.796	4	1:03.567	+0.105	5	1:06.168	+0.799	3	1:05.757	
5	1:03.674	+0.473	5	1:03.482		6	1:07.550	+2.181	(98) Andrew Dalton		
6	1:04.121	+0.920	6	1:04.755	+1.293	7	1:07.478	+2.109	1	1:07.630	+2.351
7	1:04.007	+0.806	7	1:04.063	+0.601	8	1:05.369		2	1:05.279	
8	1:03.511	+0.310	8	1:03.973	+0.511	9	1:06.232	+0.863	(97) Colin Marnane		
9	1:03.662	+0.461	9	1:03.835	+0.373	10	1:07.151	+1.782	1	1:12.074	+6.169
10	1:04.571	+1.370	10	1:04.099	+0.637	11	1:05.992	+0.623	2	1:06.351	+0.446
11	1:04.723	+1.522	11	1:04.723	+1.261	12	1:05.601	+0.232	3	1:06.214	+0.309
12	1:04.576	+1.375	12	1:04.326	+0.864	13	1:06.741	+1.372	4	1:07.509	+1.604
13	1:04.948	+1.747	13	1:04.426	+0.964	14	1:05.666	+0.297	5	1:08.260	+2.355
14	1:04.841	+1.640	14	1:04.992	+1.530	(53) Paul Yeomans			6	1:08.345	+2.440
(53) Paul Yeomans			(4) Dominic Ryan			1	1:08.342	+2.828	7	1:07.585	+1.680
1	1:08.251	+4.895	1	1:08.342	+2.828	2	1:05.983	+0.469	8	1:05.905	
2	1:04.046	+0.690	2	1:05.983	+0.469	3	1:06.073	+0.559	9	1:06.973	+1.068
3	1:04.128	+0.772	3	1:06.073	+0.559	4	1:06.558	+1.044	10	1:06.688	+0.783
4	1:03.648	+0.292	4	1:06.558	+1.044	5	1:05.514		11	1:08.107	+2.202
5	1:03.461	+0.105	5	1:05.926	+0.412	6	1:05.926	+0.412	12	1:08.247	+2.342
6	1:03.855	+0.499	6	1:06.424	+0.910	7	1:06.424	+0.910	13	1:06.835	+0.930
7	1:03.425	+0.069	7	1:05.620	+0.106	8	1:05.620	+0.106	14	1:15.825	+9.920
8	1:03.356		8	1:07.387	+1.873	9	1:07.387	+1.873	(9) Michael Ward		
9	1:03.979	+0.623	9	1:07.370	+1.856	10	1:07.370	+1.856	1	1:09.639	+3.987
10	1:04.469	+1.113	10	1:07.349	+1.835	11	1:07.349	+1.835	(14) David Reynolds		
11	1:04.476	+1.120	11	1:06.506	+0.992	12	1:07.077	+1.563			
12	1:04.861	+1.505	12	1:06.319	+0.805	13	1:06.319	+0.805			
13	1:04.719	+1.363									
14	1:04.578	+1.222									

Clerk of the Course: S.Boden (Sat) / S.Milligan (Sun)

Orbits

Deputy Clerk of the Course: Jonathan Flood

Timing: Timing.ie

www.mylaps.com

Results are provisional until the conclusion of judicial & technical matters

Licensed to: Timing.ie

Printed: 10/06/2017 15:59:30



MEC Race Meeting

Sorted on best lap time

Irish Supercars by Pirelli & SEATS

Mondello Park National Circuit 1.850 km

Qualifying 11/06/2017 09:55

Qualifying (15:00 Time) started at 9:59:56

Pos	No.	Name	Car	Laps	Best Tm	In Lap	Diff	Gap	Best Speed	2nd Best
Irish Supercars										
1	22	Peter Barrable	Irish Supercar / 2000cc	11	1:00.634	5			109.839	1:00.777
2	77	Barry Hallion	Irish Supercar / 2000cc	10	1:01.284	6	0.650	0.650	108.674	1:01.366
3	48	Alan Dawson	Irish Supercar / 2000cc	14	1:01.746	12	1.112	0.462	107.861	1:02.038
4	15	Alan Kessie	Irish Supercar / 2000cc	11	1:01.768	5	1.134	0.022	107.823	1:01.779
5	49	Philip Jones	Irish Supercar / 2000cc	8	1:03.068	5	2.434	1.300	105.600	1:03.121
6	111	Robbie Parks	Irish Supercar / 2000cc	12	1:05.151	8	4.517	2.083	102.224	1:05.470
7	123	Ray Finnegan	Irish Supercar / 2000cc	11	1:08.257	3	7.623	3.106	97.572	1:08.931
SEAT Leon Supercopa										
1	8	Rod McGovern	SEAT Leon / 2000cc	12	58.460	4			113.924	58.463
2	23	Jonathan Fildes	SEAT Leon / 2000cc	12	58.697	9	0.237	0.237	113.464	58.847
3	7	Sam Mansfield	SEAT Leon / 2000cc	14	58.706	6	0.246	0.009	113.447	58.723
4	10	Barry English	SEAT Leon / 2000cc	14	58.849	5	0.389	0.143	113.171	58.984
5	970	Shane Murphy	SEAT Leon / 2000cc	12	58.850	7	0.390	0.001	113.169	58.871
6	1	Erik Holstein	SEAT Leon / 2000cc	14	59.045	5	0.585	0.195	112.795	59.057
7	33	Brian Berry	SEAT Leon / 2000cc	15	59.607	11	1.147	0.562	111.732	59.808

Clerk of the Course: S.Boden (Sat) / S.Milligan (Sun)

Orbits

Deputy Clerk of the Course: Jonathan Flood

Timing: Timing.ie

www.mylaps.com

Results are provisional until the conclusion of judicial & technical matters

Licensed to: Timing.ie

Printed: 11/06/2017 10:19:01



MEC Race Meeting

Irish Supercars by Pirelli & SEATS

Mondello Park National Circuit 1.850 km

Qualifying

11/06/2017 09:55

Qualifying (15:00 Time) started at 9:59:56

			4	59.834	+0.985	7	1:05.208	+5.601	14	1:02.038	+0.292
(8) Rod McGovern			5	58.849		8	1:05.543	+5.936			
1	1:13.705	+15.245	6	58.984	+0.135	9	59.808	+0.201	(15) Alan Kessie		
2	1:01.872	+3.412	7	59.629	+0.780	10	1:00.797	+1.190	1	1:14.625	+12.857
3	59.321	+0.861	8	59.105	+0.256	11	58.607		2	1:04.566	+2.798
4	58.460		9	59.740	+0.891	12	1:06.140	+6.533	3	1:02.774	+1.006
5	58.463	+0.003	10	59.284	+0.435	13	59.991	+0.384	4	1:02.559	+0.791
6	58.569	+0.109	11	1:08.551	+9.702	14	59.899	+0.292	5	1:01.768	
7	1:12.324	+13.864	12	59.682	+0.833	15	1:02.374	+2.767	6	1:01.779	+0.011
8	1:15.321	+16.861	13	59.563	+0.714				7	1:02.319	+0.551
p9	3:58.456	+2:59.996	14	1:09.659	+10.810	(22) Peter Barrable			8	1:03.650	+1.882
10	1:04.134	+5.674				1	1:12.248	+11.614	p9	4:36.730	+3:34.962
11	59.631	+1.171	(970) Shane Murphy			2	1:04.079	+3.445	10	1:12.106	+10.338
12	1:02.024	+3.564	1	1:23.748	+24.898	3	1:15.515	+14.881	11	1:12.143	+10.375
			2	1:05.864	+7.014	4	1:01.097	+0.463			
(23) Jonathan Fildes			3	1:02.440	+3.590	5	1:00.634		(49) Philip Jones		
1	1:12.459	+13.762	4	1:01.980	+3.130	6	1:16.154	+15.520	1	1:13.395	+10.327
2	1:02.047	+3.350	5	59.110	+0.260	7	1:00.951	+0.317	2	1:06.330	+3.262
p3	2:56.995	+1:58.298	6	58.871	+0.021	8	1:01.160	+0.526	3	1:03.330	+0.262
4	1:14.245	+15.548	7	58.850		p9	4:04.561	+3:03.927	4	1:03.121	+0.053
5	59.028	+0.331	8	1:09.052	+10.202	10	1:22.326	+21.692	5	1:03.068	
6	59.379	+0.682	9	58.929	+0.079	11	1:00.777	+0.143	6	1:03.953	+0.885
7	59.144	+0.447	10	59.045	+0.195				7	1:04.738	+1.670
8	1:08.686	+9.989	p11	2:51.122	+1:52.272	(77) Barry Hallion			8	1:04.588	+1.520
9	58.697		12	1:24.770	+25.920	1	1:06.885	+5.601			
10	1:07.967	+9.270				2	1:06.247	+4.963	(111) Robbie Parks		
11	58.847	+0.150	(1) Erik Holstein			3	1:01.464	+0.180	1	1:22.986	+17.835
12	59.023	+0.326	1	1:19.264	+20.219	4	1:01.991	+0.707	2	1:11.755	+6.604
			2	1:06.487	+7.442	5	1:01.523	+0.239	3	1:08.515	+3.364
(7) Sam Mansfield			3	1:09.239	+10.194	6	1:01.284		4	1:08.303	+3.152
1	1:18.824	+20.118	4	59.500	+0.455	7	1:01.620	+0.336	5	1:06.065	+0.914
2	1:04.327	+5.621	5	59.045		8	1:01.366	+0.082	6	1:05.853	+0.702
3	1:03.005	+4.299	6	59.057	+0.012	9	1:01.786	+0.502	7	1:05.470	+0.319
4	59.417	+0.711	7	1:09.020	+9.975	10	4:28.057	+3:26.773	8	1:05.151	
5	58.723	+0.017	8	59.077	+0.032				9	1:05.755	+0.604
6	58.706		9	1:09.804	+10.759	(48) Alan Dawson			10	1:05.616	+0.465
7	58.919	+0.213	10	1:02.265	+3.220	1	1:13.953	+12.207	p11	2:48.104	+1:42.953
8	1:00.788	+2.082	11	59.316	+0.271	2	1:05.065	+3.319	12	1:17.360	+12.209
9	1:01.529	+2.823	12	1:07.748	+8.703	3	1:03.602	+1.856			
10	59.512	+0.806	13	1:03.829	+4.784	4	1:02.557	+0.811	(123) Ray Finnegan		
11	1:12.310	+13.604	p14	1:47.115	+48.070	5	1:02.157	+0.411	1	1:23.985	+15.728
12	59.239	+0.533				6	1:02.937	+1.191	2	1:12.326	+4.069
13	59.148	+0.442	(33) Brian Berry			7	1:02.439	+0.693	3	1:08.257	
14	59.716	+1.010	1	1:15.110	+15.503	p8	1:59.203	+57.457	4	1:09.303	+1.046
			2	1:06.891	+7.284	9	1:07.575	+5.829	5	1:08.931	+0.674
(10) Barry English			3	1:02.756	+3.149	10	1:02.628	+0.882	6	1:09.158	+0.901
1	1:22.201	+23.352	4	1:01.071	+1.464	11	1:02.087	+0.341	7	1:15.964	+7.707
2	1:10.325	+11.476	5	59.991	+0.384	12	1:01.746		8	1:12.779	+4.522
3	1:00.552	+1.703	6	59.856	+0.249	13	1:02.143	+0.397	9	1:12.316	+4.059

Clerk of the Course: S.Boden (Sat) / S.Milligan (Sun)

Orbits

Deputy Clerk of the Course: Jonathan Flood

Timing: Timing.ie

www.mylaps.com

Results are provisional until the conclusion of judicial & technical matters

Licensed to: Timing.ie

Printed: 11/06/2017 10:20:52

Page 1/2



MEC Race Meeting

Irish Supercars by Pirelli & SEATS

Mondello Park National Circuit 1.850 km

Qualifying

11/06/2017 09:55

Qualifying (15:00 Time) started at 9:59:56

p10	3:24.573	+2:16.316
11	1:16.137	+7.880

Clerk of the Course: S.Boden (Sat) / S.Milligan (Sun)

Orbits

Deputy Clerk of the Course: Jonathan Flood

Timing: Timing.ie

Results are provisional until the conclusion of judicial & technical matters

www.mylaps.com

Licensed to: Timing.ie

Printed: 11/06/2017 10:20:52

Page 2/2



MEC Race Meeting

Irish Supercars by Pirelli & SEATS

Mondello Park National Circuit 1.850 km

SEAT Supercup Race 1

11/06/2017 12:00

Race (15:00 Time)

4

59.607
33 Brian Berry

7

3

58.850
970 Shane Murphy

5

2

58.706
7 Sam Mansfield

3

1

58.460
8 Rod McGovern

1

POLE POSITION

59.045
1 Erik Holstein

6

58.849
10 Barry English

4

58.697
23 Jonathan Fildes

2

Clerk of the Course: S.Boden (Sat) / S.Milligan (Sun)

Deputy Clerk of the Course: Jonathan Flood

Timing: Timing.ie

Results are provisional until the conclusion of judicial & technical matters

Printed: 11/06/2017 10:57:26

Orbits

www.mylaps.com

Licensed to: Timing.ie



MEC Race Meeting

Sorted on Laps

Irish Supercars by Pirelli & SEATS

Mondello Park National Circuit 1.850 km

SEAT Supercup Race 1

11/06/2017 12:00

Race (15:00 Time) started at 11:54:46

Pos	No.	Name	Car	Laps	Diff	Gap	Total Tm	Best Tm	Best Speed	In Lap
1	8	Rod McGovern	SEAT Leon / 2000cc	15			15:20.082	59.052	112.782	14
2	23	Jonathan Fildes	SEAT Leon / 2000cc	15	2.094	2.094	15:22.176	58.956	112.966	13
3	7	Sam Mansfield	SEAT Leon / 2000cc	15	5.291	3.197	15:25.373	59.519	111.897	14
4	1	Erik Holstein	SEAT Leon / 2000cc	15	15.912	10.621	15:35.994	1:00.029	110.946	3
5	33	Brian Berry	SEAT Leon / 2000cc	15	57.870	41.958	16:17.952	59.986	111.026	3
Not classified										
DNF	970	Shane Murphy	SEAT Leon / 2000cc	10	DNF		10:28.602	59.367	112.184	4
DNF	10	Barry English	SEAT Leon / 2000cc	1	DNF		1:05.025	1:04.060	103.965	1

Margin of Victory	Avg. Speed	Best Lap Tm	Best Speed	Best Lap by
2.094	108.577	58.956	112.966	23 - Jonathan Fildes

Clerk of the Course: S.Boden (Sat) / S.Milligan (Sun)

Orbits

Deputy Clerk of the Course: Jonathan Flood

Timing: Timing.ie

www.mylaps.com

Results are provisional until the conclusion of judicial & technical matters

Licensed to: Timing.ie

Printed: 11/06/2017 12:14:41



MEC Race Meeting

Irish Supercars by Pirelli & SEATS

Mondello Park National Circuit 1.850 km

SEAT Supercup Race 1

11/06/2017 12:00

Race (15:00 Time) started at 11:54:46

(8) Rod McGovern			14	59.519	
1	1:04.021	+4.969	15	59.529	+0.010
2	59.650	+0.598	(1) Erik Holstein		
3	59.249	+0.197	1	1:03.872	+3.843
4	59.129	+0.077	2	1:02.366	+2.337
5	1:00.097	+1.045	3	1:00.029	
6	1:01.295	+2.243	4	1:00.381	+0.352
7	1:01.745	+2.693	5	1:02.289	+2.260
8	1:05.094	+6.042	6	1:00.870	+0.841
9	1:06.394	+7.342	7	1:02.247	+2.218
10	1:04.019	+4.967	8	1:05.053	+5.024
11	1:01.410	+2.358	9	1:06.549	+6.520
12	59.765	+0.713	10	1:03.818	+3.789
13	59.594	+0.542	11	1:04.294	+4.265
14	59.052		12	1:01.502	+1.473
15	59.568	+0.516	13	1:00.227	+0.198
(23) Jonathan Fildes			14	1:00.094	+0.065
1	1:04.896	+5.940	15	1:01.689	+1.660
2	1:02.195	+3.239	(33) Brian Berry		
3	1:01.422	+2.466	1	1:04.007	+4.021
4	59.462	+0.506	2	1:00.271	+0.285
5	1:01.960	+3.004	3	59.986	
6	1:00.558	+1.602	4	1:00.463	+0.477
7	1:00.793	+1.837	5	1:00.659	+0.673
8	1:04.010	+5.054	6	1:00.882	+0.896
9	1:05.307	+6.351	7	1:01.298	+1.312
10	1:04.556	+5.600	8	1:05.253	+5.267
11	1:00.160	+1.204	9	1:05.680	+5.694
12	59.336	+0.380	10	1:28.580	+28.594
13	58.956		11	1:08.966	+8.980
14	59.175	+0.219	12	1:05.973	+5.987
15	59.372	+0.416	13	1:04.234	+4.248

(7) Sam Mansfield			14	59.519	
1	1:10.583	+11.064	15	59.529	+0.010
2	1:00.655	+1.136	(1) Erik Holstein		
3	59.652	+0.133	1	1:03.872	+3.843
4	59.619	+0.100	2	1:02.366	+2.337
5	59.618	+0.099	3	1:00.029	
6	1:00.474	+0.955	4	1:00.381	+0.352
7	1:01.327	+1.808	5	1:02.289	+2.260
8	1:04.218	+4.699	6	1:00.870	+0.841
9	1:05.222	+5.703	7	1:02.247	+2.218
10	1:04.431	+4.912	8	1:05.053	+5.024
11	1:00.077	+0.558	9	1:06.549	+6.520
12	59.903	+0.384	10	1:03.818	+3.789
13	59.745	+0.226	11	1:04.294	+4.265
(970) Shane Murphy			12	1:01.502	+1.473
1	1:03.491	+4.124	13	1:00.227	+0.198
2	1:04.292	+4.925	14	1:00.094	+0.065
3	1:00.329	+0.962	15	1:01.689	+1.660
4	59.367		(33) Brian Berry		
5	1:01.301	+1.934	1	1:04.007	+4.021
6	1:00.722	+1.355	2	1:00.271	+0.285
7	1:02.112	+2.745	3	59.986	
8	1:05.016	+5.649	4	1:00.463	+0.477
9	1:06.082	+6.715	5	1:00.659	+0.673
10	1:03.987	+4.620	6	1:00.882	+0.896

Clerk of the Course: S.Boden (Sat) / S.Milligan (Sun)

Orbits

Deputy Clerk of the Course: Jonathan Flood

Timing: Timing.ie

Results are provisional until the conclusion of judicial & technical matters

www.mylaps.com

Licensed to: Timing.ie

Printed: 11/06/2017 12:15:13



MEC Race Meeting

Irish Supercars by Pirelli & SEATS

Mondello Park National Circuit 1.850 km

Irish Supercars Powered by Pirelli Race 1

11/06/2017 12:25

Race (15:00 Time)

4

1:08.257
123 Ray Finnegan

7

3

1:03.068
49 Philip Jones

5

2

1:01.746
48 Alan Dawson

3

1

1:00.634
22 Peter Barrable

1

POLE POSITION

1:05.151
111 Robbie Parks

6

1:01.768
15 Alan Kessie

4

1:01.284
77 Barry Hallion

2

Clerk of the Course: S.Boden (Sat) / S.Milligan (Sun)

Deputy Clerk of the Course: Jonathan Flood

Timing: Timing.ie

Results are provisional until the conclusion of judicial & technical matters

Printed: 11/06/2017 10:54:32

Orbits

www.mylaps.com

Licensed to: Timing.ie



MEC Race Meeting

Sorted on Laps

Irish Supercars by Pirelli & SEATS

Mondello Park National Circuit 1.850 km

Irish Supercars Powered by Pirelli Race 1

11/06/2017 12:25

Race (15:00 Time) started at 12:29:08

Pos	No.	Name	Car	Laps	Diff	Gap	Total Tm	Best Tm	Best Speed	In Lap
1	22	Peter Barrable	Irish Supercar / 2000cc	15			15:28.710	1:00.839	109.469	4
2	48	Alan Dawson	Irish Supercar / 2000cc	15	6.161	6.161	15:34.871	1:00.971	109.232	2
3	49	Philip Jones	Irish Supercar / 2000cc	15	20.650	14.489	15:49.360	1:01.092	109.016	5
4	15	Alan Kessie	Irish Supercar / 2000cc	15	44.886	24.236	16:13.596	1:01.141	108.929	5
5	123	Ray Finnegan	Irish Supercar / 2000cc	15	1:01.768	16.882	16:30.478	1:04.057	103.970	5
Not classified										
DNF	77	Barry Hallion	Irish Supercar / 2000cc	13	DNF		13:28.577	1:00.740	109.648	3
DNF	111	Robbie Parks	Irish Supercar / 2000cc	6	DNF		6:39.784	1:05.183	102.174	5

Margin of Victory	Avg. Speed	Best Lap Tm	Best Speed	Best Lap by
6.161	107.569	1:00.740	109.648	77 - Barry Hallion

Clerk of the Course: S.Boden (Sat) / S.Milligan (Sun)

Orbits

Deputy Clerk of the Course: Jonathan Flood

Timing: Timing.ie

www.mylaps.com

Results are provisional until the conclusion of judicial & technical matters

Licensed to: Timing.ie

Printed: 11/06/2017 13:06:08



MEC Race Meeting

Irish Supercars by Pirelli & SEATS

Mondello Park National Circuit 1.850 km

Irish Supercars Powered by Pirelli Race 1

11/06/2017 12:25

Race (15:00 Time) started at 12:29:08

			14	1:10.212	+9.120	12	1:03.775	+3.035
(22) Peter Barrable			15	1:11.280	+10.188	13	1:04.941	+4.201
1	1:04.089	+3.250						
2	1:01.542	+0.703	(15) Alan Kessie			(111) Robbie Parks		
3	1:01.712	+0.873	1	1:06.198	+5.057	1	1:08.527	+3.344
4	1:00.839		2	1:01.922	+0.781	2	1:05.242	+0.059
5	1:01.312	+0.473	3	1:01.497	+0.356	3	1:05.492	+0.309
6	1:01.469	+0.630	4	1:01.466	+0.325	4	1:05.710	+0.527
7	1:01.442	+0.603	5	1:01.141		5	1:05.183	
8	1:01.388	+0.549	6	1:02.258	+1.117	6	1:08.289	+3.106
9	1:01.076	+0.237	7	1:02.901	+1.760			
10	1:01.177	+0.338	8	1:02.430	+1.289			
11	1:01.999	+1.160	9	1:02.047	+0.906			
12	1:01.746	+0.907	10	1:23.038	+21.897			
13	1:02.835	+1.996	11	1:10.218	+9.077			
14	1:02.459	+1.620	12	1:08.628	+7.487			
15	1:03.445	+2.606	13	1:04.772	+3.631			
			14	1:02.302	+1.161			
(48) Alan Dawson			15	1:02.252	+1.111			
1	1:04.975	+4.004						
2	1:00.971		(123) Ray Finnegan					
3	1:01.368	+0.397	1	1:09.121	+5.064			
4	1:01.078	+0.107	2	1:06.179	+2.122			
5	1:01.137	+0.166	3	1:05.466	+1.409			
6	1:01.666	+0.695	4	1:05.068	+1.011			
7	1:07.194	+6.223	5	1:04.057				
8	1:02.099	+1.128	6	1:04.931	+0.874			
9	1:01.694	+0.723	7	1:04.670	+0.613			
10	1:02.750	+1.779	8	1:05.405	+1.348			
11	1:01.041	+0.070	9	1:05.277	+1.220			
12	1:01.087	+0.116	10	1:05.804	+1.747			
13	1:01.045	+0.074	11	1:04.978	+0.921			
14	1:03.122	+2.151	12	1:05.993	+1.936			
15	1:02.997	+2.026	13	1:06.247	+2.190			
			14	1:06.907	+2.850			
(49) Philip Jones			15	1:07.901	+3.844			
1	1:06.503	+5.411						
2	1:01.877	+0.785	(77) Barry Hallion					
3	1:01.403	+0.311	1	1:04.124	+3.384			
4	1:01.752	+0.660	2	1:01.468	+0.728			
5	1:01.092		3	1:00.740				
6	1:01.587	+0.495	4	1:01.068	+0.328			
7	1:03.290	+2.198	5	1:00.847	+0.107			
8	1:01.948	+0.856	6	1:01.342	+0.602			
9	1:01.386	+0.294	7	1:01.414	+0.674			
10	1:01.626	+0.534	8	1:01.267	+0.527			
11	1:01.644	+0.552	9	1:01.520	+0.780			
12	1:01.356	+0.264	10	1:02.354	+1.614			
13	1:01.533	+0.441	11	1:03.717	+2.977			



MEC Race Meeting

Irish Supercars by Pirelli & SEATS

Mondello Park National Circuit 1.850 km

Irish Supercars Powered by Pirelli Race 2

11/06/2017 15:15

Race (15:00 Time)

4

1:08.931
123 Ray Finnegan

7

3

1:03.121
49 Philip Jones

5

2

1:01.779
15 Alan Kessie

3

1

1:00.777
22 Peter Barrable

1

POLE POSITION

1:05.470
111 Robbie Parks


6

1:02.038
48 Alan Dawson

4

1:01.366
77 Barry Hallion

2



Clerk of the Course: S.Boden (Sat) / S.Milligan (Sun)

Orbits

Deputy Clerk of the Course: Jonathan Flood

Timing: Timing.ie

Results are provisional until the conclusion of judicial & technical matters

www.mylaps.com

Licensed to: Timing.ie

Printed: 11/06/2017 14:16:31



MEC Race Meeting

Sorted on Laps

Irish Supercars by Pirelli & SEATS

Mondello Park National Circuit 1.850 km

Irish Supercars Powered by Pirelli Race 2

11/06/2017 15:15

Race (15:00 Time) started at 16:13:43

Pos	No.	Name	Car	Laps	Diff	Gap	Total Tm	Best Tm	Best Speed	In Lap
1	22	Peter Barrable	Irish Supercar / 2000cc	15			15:35.084	1:01.320	108.611	9
2	15	Alan Kessie	Irish Supercar / 2000cc	15	3.523	3.523	15:38.607	1:01.412	108.448	9
3	48	Alan Dawson	Irish Supercar / 2000cc	15	14.898	11.375	15:49.982	1:01.633	108.059	9
4	123	Ray Finnegan	Irish Supercar / 2000cc	14	1 Lap	1 Lap	15:56.126	1:06.552	100.072	8
Not classified										
DNF	111	Robbie Parks	Irish Supercar / 2000cc	4	DNF		5:16.002	1:16.627	86.915	2
DNS	77	Barry Hallion	Irish Supercar / 2000cc		DNS				-	0
DNS	49	Philip Jones	Irish Supercar / 2000cc		DNS				-	0

Announcements

Car No. 48 Alan Dawson +10 Second Penalty - Jump Start

Margin of Victory	Avg. Speed	Best Lap Tm	Best Speed	Best Lap by
3.523	106.835	1:01.320	108.611	22 - Peter Barrable

Clerk of the Course: S.Boden (Sat) / S.Milligan (Sun)

Orbits

Deputy Clerk of the Course: Jonathan Flood

Timing: Timing.ie

www.mylaps.com

Results are provisional until the conclusion of judicial & technical matters

Licensed to: Timing.ie

Printed: 11/06/2017 16:33:02

Printed: 11/06/2017 16:33:47



MEC Race Meeting

Irish Supercars by Pirelli & SEATS

Mondello Park National Circuit 1.850 km

SEAT Supercup Race 2

11/06/2017 15:40

Race (15:00 Time)

4

58.849
10 Barry English

7

3

59.607
33 Brian Berry

5

2

58.460
8 Rod McGovern

3

1

58.706
7 Sam Mansfield

1

POLE POSITION

58.850
970 Shane Murphy

6

59.045
1 Erik Holstein

4

58.697
23 Jonathan Fildes

2

Clerk of the Course: S.Boden (Sat) / S.Milligan (Sun)

Deputy Clerk of the Course: Jonathan Flood

Timing: Timing.ie

Results are provisional until the conclusion of judicial & technical matters

Printed: 11/06/2017 15:10:38

Orbits

www.mylaps.com

Licensed to: Timing.ie



MEC Race Meeting

Sorted on Laps

Irish Supercars by Pirelli & SEATS

Mondello Park National Circuit 1.850 km

SEAT Supercup Race 2

11/06/2017 15:40

Race (15:00 Time) started at 16:34:48

Pos	No.	Name	Car	Laps	Diff	Gap	Total Tm	Best Tm	Best Speed	In Lap
1	8	Rod McGovern	SEAT Leon / 2000cc	15			15:10.028	59.100	112.690	12
2	7	Sam Mansfield	SEAT Leon / 2000cc	15	1.652	1.652	15:11.680	59.354	112.208	8
3	10	Barry English	SEAT Leon / 2000cc	15	2.946	1.294	15:12.974	59.380	112.159	5
4	1	Erik Holstein	SEAT Leon / 2000cc	15	13.285	10.339	15:23.313	59.852	111.274	6
5	33	Brian Berry	SEAT Leon / 2000cc	15	17.642	4.357	15:27.670	1:00.379	110.303	6
Not classified										
DNF	23	Jonathan Fildes	SEAT Leon / 2000cc	9	DNF		9:12.526	59.202	112.496	8
DNS	970	Shane Murphy	SEAT Leon / 2000cc		DNS				-	0

Margin of Victory	Avg. Speed	Best Lap Tm	Best Speed	Best Lap by
1.652	109.777	59.100	112.690	8 - Rod McGovern

Clerk of the Course: S.Boden (Sat) / S.Milligan (Sun)

Orbits

Deputy Clerk of the Course: Jonathan Flood

Timing: Timing.ie

www.mylaps.com

Results are provisional until the conclusion of judicial & technical matters

Licensed to: Timing.ie

Printed: 11/06/2017 16:54:32



MEC Race Meeting

Irish Supercars by Pirelli & SEATS

Mondello Park National Circuit 1.850 km

SEAT Supercup Race 2

11/06/2017 15:40

Race (15:00 Time) started at 16:34:48

			14	59.909	+0.529
(8) Rod McGovern			15	1:00.111	+0.731
1	1:03.643	+4.543	(1) Erik Holstein		
2	1:05.769	+6.669	1	1:05.043	+5.191
3	1:03.744	+4.644	2	1:05.234	+5.382
4	59.537	+0.437	3	1:04.948	+5.096
5	59.220	+0.120	4	1:00.689	+0.837
6	1:00.238	+1.138	5	1:00.105	+0.253
7	59.794	+0.694	6	59.852	
8	59.352	+0.252	7	59.995	+0.143
9	1:00.047	+0.947	8	59.928	+0.076
10	1:01.091	+1.991	9	1:00.213	+0.361
11	59.821	+0.721	10	1:00.592	+0.740
12	59.100		11	1:00.699	+0.847
13	59.235	+0.135	12	1:00.732	+0.880
14	59.335	+0.235	13	1:00.981	+1.129
15	59.303	+0.203	14	1:01.090	+1.238
			15	1:02.648	+2.796
(7) Sam Mansfield			(33) Brian Berry		
1	1:03.611	+4.257	1	1:04.979	+4.600
2	1:06.184	+6.830	2	1:05.863	+5.484
3	1:02.764	+3.410	3	1:03.891	+3.512
4	1:00.207	+0.853	4	1:01.120	+0.741
5	59.721	+0.367	5	1:00.778	+0.399
6	59.974	+0.620	6	1:00.379	
7	59.902	+0.548	7	1:00.875	+0.496
8	59.354		8	1:00.495	+0.116
9	59.627	+0.273	9	1:01.113	+0.734
10	1:00.249	+0.895	10	1:01.031	+0.652
11	59.881	+0.527	11	1:01.576	+1.197
12	59.475	+0.121	12	1:01.291	+0.912
13	1:00.823	+1.469	13	1:00.743	+0.364
14	59.891	+0.537	14	1:00.795	+0.416
15	59.978	+0.624	15	1:01.018	+0.639
(10) Barry English			(23) Jonathan Fildes		
1	1:04.011	+4.631	1	1:03.043	+3.841
2	1:04.872	+5.492	2	1:07.002	+7.800
3	1:04.147	+4.767	3	1:04.367	+5.165
4	1:00.239	+0.859	4	59.886	+0.684
5	59.380		5	59.328	+0.126
6	59.573	+0.193	6	1:00.202	+1.000
7	1:00.384	+1.004	7	59.751	+0.549
8	59.515	+0.135	8	59.202	
9	1:00.495	+1.115	9	59.745	+0.543
10	59.429	+0.049			
11	59.950	+0.570			
12	59.472	+0.092			
13	59.676	+0.296			

Clerk of the Course: S.Boden (Sat) / S.Milligan (Sun)

Orbits

Deputy Clerk of the Course: Jonathan Flood

Timing: Timing.ie

Results are provisional until the conclusion of judicial & technical matters

www.mylaps.com

Licensed to: Timing.ie

Printed: 11/06/2017 16:54:52



MEC Race Meeting

Sorted on best lap time

Mondello Park Fiesta Zetec

Mondello Park National Circuit 1.850 km

Qualifying 11/06/2017 10:20

Qualifying (15:00 Time) started at 10:19:48

Pos	No.	Name	Car	Laps	Best Tm	In Lap	Diff	Gap	Best Speed	2nd Best
1	12	Thomas Mulready	Ford Fiesta / 1250cc	13	1:12.094	12			92.379	1:12.109
2	17	Owen Purcell	Ford Fiesta / 1250cc	13	1:12.102	7	0.008	0.008	92.369	1:12.201
3	23	Mark O'Donoghue	Ford Fiesta / 1250cc	13	1:12.119	12	0.025	0.017	92.347	1:12.280
4	76	Colin Murray	Ford Fiesta / 1250cc	12	1:12.314	8	0.220	0.195	92.098	1:12.483
5	77	Alan Watkins	Ford Fiesta / 1250cc	12	1:12.415	8	0.321	0.101	91.970	1:12.549
6	45	Adam Johnston	Ford Fiesta / 1250cc	13	1:12.587	6	0.493	0.172	91.752	1:12.755
7	1	Philip Lawless	Ford Fiesta / 1250cc	12	1:12.687	5	0.593	0.100	91.626	1:12.696
8	16	Lloyd Murphy	Ford Fiesta / 1250cc	13	1:12.696	12	0.602	0.009	91.614	1:12.999
9	20	Roy Tobin	Ford Fiesta / 1250cc	12	1:12.771	9	0.677	0.075	91.520	1:12.810
10	61	Denis McCrudden	Ford Fiesta / 1250cc	12	1:12.882	10	0.788	0.111	91.381	1:13.199
11	47	Darren Lawler	Ford Fiesta / 1250cc	12	1:12.945	3	0.851	0.063	91.302	1:13.103
12	21	Mark Johnston	Ford Fiesta / 1250cc	13	1:13.059	6	0.965	0.114	91.159	1:13.123
13	13	Andy Kavanagh	Ford Fiesta / 1250cc	13	1:13.060	3	0.966	0.001	91.158	1:13.078
14	71	Wayne Laverick	Ford Fiesta / 1250cc	13	1:13.110	4	1.016	0.050	91.096	1:13.156
15	90	Ken Godden	Ford Fiesta / 1250cc	12	1:13.266	10	1.172	0.156	90.902	1:13.388
16	51	Eamonn Yamamoto	Ford Fiesta / 1250cc	12	1:13.340	8	1.246	0.074	90.810	1:13.387
17	81	Brian Matthews	Ford Fiesta / 1250cc	12	1:13.705	6	1.611	0.365	90.360	1:13.792
18	4	Nicola Watkins	Ford Fiesta / 1250cc	12	1:13.848	11	1.754	0.143	90.185	1:14.229
19	9	Neil McMullen	Ford Fiesta / 1250cc	12	1:14.053	8	1.959	0.205	89.936	1:14.066
20	50	Michael O'Dwyer	Ford Fiesta / 1250cc	12	1:14.265	10	2.171	0.212	89.679	1:14.614
21	97	Cormac Thompson	Ford Fiesta / 1250cc	10	1:15.308	8	3.214	1.043	88.437	1:15.471

Clerk of the Course: S.Boden (Sat) / S.Milligan (Sun)

Orbits

Deputy Clerk of the Course: Jonathan Flood

Timing: Timing.ie

www.mylaps.com

Results are provisional until the conclusion of judicial & technical matters

Licensed to: Timing.ie

Printed: 11/06/2017 11:27:13



MEC Race Meeting

Mondello Park Fiesta Zetec

Mondello Park National Circuit 1.850 km

Qualifying

11/06/2017 10:20

Qualifying (15:00 Time) started at 10:19:48

			3	1:14.224	+1.910	9	1:12.722	+0.035	1	1:27.341	+14.396
(12) Thomas Mulready			4	1:13.206	+0.892	10	1:20.606	+7.919	2	1:13.487	+0.542
1	1:22.908	+10.814	5	1:13.594	+1.280	11	1:12.898	+0.211	3	1:12.945	
2	1:12.986	+0.892	6	1:13.143	+0.829	12	1:12.860	+0.173	4	1:13.195	+0.250
3	1:13.021	+0.927	7	1:14.410	+2.096	(16) Lloyd Murphy			5	1:13.451	+0.506
4	1:12.625	+0.531	8	1:12.314		1	1:22.456	+9.760	6	1:13.170	+0.225
5	1:13.179	+1.085	9	1:13.427	+1.113	2	1:13.566	+0.870	7	1:13.240	+0.295
6	1:13.004	+0.910	10	1:12.483	+0.169	3	1:13.558	+0.862	8	1:13.565	+0.620
7	1:12.996	+0.902	11	1:13.184	+0.870	4	1:13.181	+0.485	9	1:13.760	+0.815
8	1:12.645	+0.551	12	1:12.703	+0.389	5	1:12.999	+0.303	10	1:21.652	+8.707
9	1:12.109	+0.015	(77) Alan Watkins			6	1:13.041	+0.345	11	1:13.103	+0.158
10	1:13.736	+1.642	1	1:25.641	+13.226	7	1:13.409	+0.713	12	1:13.484	+0.539
11	1:12.452	+0.358	2	1:13.335	+0.920	8	1:13.213	+0.517	(21) Mark Johnston		
12	1:12.094		3	1:13.090	+0.675	9	1:13.497	+0.801	1	1:24.526	+11.467
13	1:12.505	+0.411	4	1:12.781	+0.366	10	1:13.011	+0.315	2	1:13.859	+0.800
(17) Owen Purcell			5	1:12.858	+0.443	11	1:13.041	+0.345	3	1:13.204	+0.145
1	1:20.600	+8.498	6	1:13.266	+0.851	12	1:12.698		4	1:13.352	+0.293
2	1:16.414	+4.312	7	1:16.224	+3.809	13	1:13.206	+0.510	5	1:13.123	+0.064
3	1:12.970	+0.868	8	1:12.415		(20) Roy Tobin			6	1:13.059	
4	1:12.532	+0.430	9	1:12.652	+0.237	1	1:24.338	+11.567	7	1:13.471	+0.412
5	1:12.253	+0.151	10	1:12.649	+0.234	2	1:13.497	+0.726	8	1:13.441	+0.382
6	1:12.201	+0.099	11	1:12.723	+0.308	3	1:13.260	+0.489	9	1:13.472	+0.413
7	1:12.102		12	1:12.549	+0.134	4	1:12.978	+0.207	10	1:13.527	+0.468
8	1:12.451	+0.349	(45) Adam Johnston			5	1:12.810	+0.039	11	1:13.934	+0.875
9	1:12.333	+0.231	1	1:26.866	+14.279	6	1:12.925	+0.154	12	1:13.847	+0.788
10	1:12.498	+0.396	2	1:13.794	+1.207	7	1:12.874	+0.103	13	1:18.291	+5.232
11	1:12.737	+0.635	3	1:13.792	+1.205	8	1:13.432	+0.661	(13) Andy Kavanagh		
12	1:12.310	+0.208	4	1:12.755	+0.168	9	1:12.771		1	1:20.501	+7.441
13	1:12.536	+0.434	5	1:13.282	+0.695	10	1:13.222	+0.451	2	1:13.314	+0.254
(23) Mark O'Donoghue			6	1:12.587		11	1:12.894	+0.123	3	1:13.060	
1	1:20.518	+8.399	7	1:13.890	+1.303	12	1:13.172	+0.401	4	1:13.334	+0.274
2	1:13.040	+0.921	8	1:13.078	+0.491	(61) Denis McCrudden			5	1:13.078	+0.018
3	1:12.808	+0.689	9	1:13.522	+0.935	1	1:25.463	+12.581	6	1:13.091	+0.031
4	1:12.756	+0.637	10	1:15.484	+2.897	2	1:15.050	+2.168	7	1:13.428	+0.368
5	1:14.035	+1.916	11	1:15.507	+2.920	3	1:14.054	+1.172	8	1:13.352	+0.292
6	1:12.470	+0.351	12	1:13.442	+0.855	4	1:14.162	+1.280	9	1:13.423	+0.363
7	1:21.276	+9.157	13	1:13.576	+0.989	5	1:14.120	+1.238	10	1:14.332	+1.272
8	1:19.558	+7.439	(1) Philip Lawless			6	1:13.232	+0.350	11	1:13.424	+0.364
9	1:12.739	+0.620	1	1:24.252	+11.565	7	1:13.332	+0.450	12	1:13.227	+0.167
10	1:12.454	+0.335	2	1:13.692	+1.005	8	1:14.006	+1.124	13	1:13.307	+0.247
11	1:13.148	+1.029	3	1:12.716	+0.029	9	1:13.241	+0.359	(71) Wayne Laverick		
12	1:12.119		4	1:12.740	+0.053	10	1:12.882		1	1:26.226	+13.116
13	1:12.280	+0.161	5	1:12.687		11	1:13.199	+0.317	2	1:14.032	+0.922
(76) Colin Murray			6	1:12.783	+0.096	12	1:14.822	+1.940	3	1:13.506	+0.396
1	1:20.085	+7.771	7	1:12.758	+0.071	(47) Darren Lawler			4	1:13.110	
2	1:13.914	+1.600	8	1:12.696	+0.009				5	1:13.277	+0.167

Clerk of the Course: S.Boden (Sat) / S.Milligan (Sun)

Orbits

Deputy Clerk of the Course: Jonathan Flood

Timing: Timing.ie

www.mylaps.com

Results are provisional until the conclusion of judicial & technical matters

Licensed to: Timing.ie

Printed: 11/06/2017 11:27:34

Page 1/2



MEC Race Meeting

Mondello Park Fiesta Zetec

Mondello Park National Circuit 1.850 km

Qualifying

11/06/2017 10:20

Qualifying (15:00 Time) started at 10:19:48

6	1:13.156	+0.046	12	1:14.269	+0.564	5	1:16.268	+0.960
7	1:13.707	+0.597				6	1:19.358	+4.050
8	1:13.186	+0.076	(4) Nicola Watkins			7	1:16.966	+1.658
9	1:13.429	+0.319	1	1:23.748	+9.900	8	1:15.308	
10	1:14.200	+1.090	2	1:15.594	+1.746	9	1:15.471	+0.163
11	1:13.715	+0.605	3	1:14.553	+0.705	10	1:19.765	+4.457
12	1:13.341	+0.231	4	1:14.786	+0.938			
13	1:13.482	+0.372	5	1:14.882	+1.034			
			6	1:14.653	+0.805			
			7	1:14.496	+0.648			
(90) Ken Godden			8	1:14.229	+0.381			
1	1:25.267	+12.001	9	1:14.399	+0.551			
2	1:19.959	+6.693	10	1:14.303	+0.455			
3	1:14.170	+0.904	11	1:13.848				
4	1:14.513	+1.247	12	1:14.616	+0.768			
5	1:13.857	+0.591						
6	1:13.392	+0.126	(9) Neil McMullen					
7	1:13.645	+0.379	1	1:21.035	+6.982			
8	1:13.518	+0.252	2	1:15.111	+1.058			
9	1:13.388	+0.122	3	1:14.506	+0.453			
10	1:13.266		4	1:14.417	+0.364			
11	1:14.104	+0.838	5	1:14.834	+0.781			
12	1:13.622	+0.356	6	1:14.066	+0.013			
			7	1:14.714	+0.661			
(51) Eamonn Yamamoto			8	1:14.053				
1	1:23.192	+9.852	9	1:15.161	+1.108			
2	1:15.446	+2.106	10	1:15.584	+1.531			
3	1:13.905	+0.565	11	1:15.368	+1.315			
4	1:13.570	+0.230	12	1:15.029	+0.976			
5	1:13.575	+0.235						
6	1:13.835	+0.495	(50) Michael O'Dwyer					
7	1:13.387	+0.047	1	1:26.357	+12.092			
8	1:13.340		2	1:15.381	+1.116			
9	1:15.750	+2.410	3	1:15.021	+0.756			
10	1:14.739	+1.399	4	1:15.100	+0.835			
11	1:14.256	+0.916	5	1:14.758	+0.493			
12	1:13.425	+0.085	6	1:14.728	+0.463			
			7	1:14.890	+0.625			
(81) Brian Matthews			8	1:14.717	+0.452			
1	1:18.918	+5.213	9	1:15.692	+1.427			
2	1:14.868	+1.163	10	1:14.265				
3	1:14.986	+1.281	11	1:14.614	+0.349			
4	1:14.410	+0.705	12	1:14.661	+0.396			
5	1:14.428	+0.723						
6	1:13.705		(97) Cormac Thompson					
7	1:14.179	+0.474	1	1:19.621	+4.313			
8	1:14.765	+1.060	2	1:18.228	+2.920			
9	1:13.902	+0.197	3	1:18.830	+3.522			
10	1:13.792	+0.087	4	1:18.175	+2.867			
11	1:14.117	+0.412						

Clerk of the Course: S.Boden (Sat) / S.Milligan (Sun)

Orbits

Deputy Clerk of the Course: Jonathan Flood

Timing: Timing.ie

Results are provisional until the conclusion of judicial & technical matters

www.mylaps.com

Licensed to: Timing.ie



MEC Race Meeting

Mondello Park Fiesta Zetec

Mondello Park National Circuit 1.850 km

Race 1

11/06/2017 12:50

Race (15:00 Time)

10

1:14.053
9 Neil McMullen

19

9

1:13.705
81 Brian Matthews

17

8

1:13.266
90 Ken Godden

15

7

1:13.060
13 Andy Kavanagh

13

6

1:12.945
47 Darren Lawler

11

5

1:12.771
20 Roy Tobin

9

4

1:12.687
1 Philip Lawless

7

3

1:12.415
77 Alan Watkins

5

2

1:12.119
23 Mark O'Donoghue

3

1

1:12.094
12 Thomas Mulready

1

POLE POSITION

1:14.265
50 Michael O'Dwyer

20

1:13.848
4 Nicola Watkins

18

1:13.340
51 Eamonn Yamamoto

16

1:13.110
71 Wayne Laverick

14

1:13.059
21 Mark Johnston

12

1:12.882
61 Denis McCrudden

10

1:12.696
16 Lloyd Murphy

8

1:12.587
45 Adam Johnston

6

1:12.314
76 Colin Murray

4

1:12.102
17 Owen Purcell

2

Clerk of the Course: S.Boden (Sat) / S.Milligan (Sun)

Deputy Clerk of the Course: Jonathan Flood

Timing: Timing.ie

Results are provisional until the conclusion of judicial & technical matters

Printed: 11/06/2017 11:13:12

Orbits

www.mylaps.com

Licensed to: Timing.ie

Page 1/2



MEC Race Meeting

Mondello Park Fiesta Zetec

Mondello Park National Circuit 1.850 km

Race 1

11/06/2017 12:50

Race (15:00 Time)

11

1:15.308
97 Cormac Thompson

21

Clerk of the Course: S.Boden (Sat) / S.Milligan (Sun)

Deputy Clerk of the Course: Jonathan Flood

Timing: Timing.ie

Results are provisional until the conclusion of judicial & technical matters

Printed: 11/06/2017 11:13:12

Orbits

www.mylaps.com

Licensed to: Timing.ie

Page 2/2



MEC Race Meeting

Sorted on Laps

Mondello Park Fiesta Zetec

Mondello Park National Circuit 1.850 km

Race 1

11/06/2017 12:50

Race (15:00 Time) started at 12:53:30

Pos	No.	Name	Car	Laps	Diff	Gap	Total Tm	Best Tm	Best Speed	In Lap
1	17	Owen Purcell	Ford Fiesta / 1250cc	13			15:53.494	1:12.533	91.820	9
2	23	Mark O'Donoghue	Ford Fiesta / 1250cc	13	0.225	0.225	15:53.719	1:12.429	91.952	7
3	45	Adam Johnston	Ford Fiesta / 1250cc	13	1.018	0.793	15:54.512	1:12.628	91.700	2
4	77	Alan Watkins	Ford Fiesta / 1250cc	13	1.659	0.641	15:55.153	1:12.242	92.190	10
5	1	Philip Lawless	Ford Fiesta / 1250cc	13	2.014	0.355	15:55.508	1:12.408	91.979	7
6	16	Lloyd Murphy	Ford Fiesta / 1250cc	13	3.471	1.457	15:56.965	1:12.466	91.905	6
7	12	Thomas Mulready	Ford Fiesta / 1250cc	13	9.024	5.553	16:02.518	1:12.700	91.609	2
8	21	Mark Johnston	Ford Fiesta / 1250cc	13	10.203	1.179	16:03.697	1:12.464	91.908	2
9	20	Roy Tobin	Ford Fiesta / 1250cc	13	10.483	0.280	16:03.977	1:12.762	91.531	10
10	90	Ken Godden	Ford Fiesta / 1250cc	13	11.224	0.741	16:04.718	1:13.078	91.135	7
11	61	Denis McCrudden	Ford Fiesta / 1250cc	13	11.538	0.314	16:05.032	1:12.937	91.312	10
12	47	Darren Lawler	Ford Fiesta / 1250cc	13	12.203	0.665	16:05.697	1:12.778	91.511	7
13	71	Wayne Laverick	Ford Fiesta / 1250cc	13	12.287	0.084	16:05.781	1:12.854	91.416	6
14	76	Colin Murray	Ford Fiesta / 1250cc	13	13.345	1.058	16:06.839	1:12.302	92.114	10
15	81	Brian Matthews	Ford Fiesta / 1250cc	13	16.399	3.054	16:09.893	1:13.319	90.836	6
16	9	Neil McMullen	Ford Fiesta / 1250cc	13	28.305	11.906	16:21.799	1:14.289	89.650	3
17	97	Cormac Thompson	Ford Fiesta / 1250cc	13	38.450	10.145	16:31.944	1:15.001	88.799	6
18	50	Michael O'Dwyer	Ford Fiesta / 1250cc	13	43.316	4.866	16:36.810	1:14.378	89.543	4
19	4	Nicola Watkins	Ford Fiesta / 1250cc	13	44.715	1.399	16:38.209	1:14.072	89.913	3
20	51	Eamonn Yamamoto	Ford Fiesta / 1250cc	13	46.187	1.472	16:39.681	1:14.116	89.859	11
Not classified										
DNF	13	Andy Kavanagh	Ford Fiesta / 1250cc	11	DNF		13:46.352	1:12.929	91.322	6

Margin of Victory	Avg. Speed	Best Lap Tm	Best Speed	Best Lap by
0.225	90.803	1:12.242	92.190	77 - Alan Watkins

Clerk of the Course: S.Boden (Sat) / S.Milligan (Sun)

Orbits

Deputy Clerk of the Course: Jonathan Flood

Timing: Timing.ie

www.mylaps.com

Results are provisional until the conclusion of judicial & technical matters

Licensed to: Timing.ie

Printed: 11/06/2017 13:17:10



MEC Race Meeting

Mondello Park Fiesta Zetec

Mondello Park National Circuit 1.850 km

Race 1

11/06/2017 12:50

Race (15:00 Time) started at 12:53:30

			3	1:14.264	+2.022	7	1:13.062	+0.362	11	1:13.365	+0.287
(17) Owen Purcell			4	1:12.923	+0.681	8	1:13.236	+0.536	12	1:13.117	+0.039
1	1:16.782	+4.249	5	1:12.822	+0.580	9	1:13.683	+0.983	13	1:13.302	+0.224
2	1:12.791	+0.258	6	1:12.807	+0.565	10	1:14.006	+1.306	(61) Denis McCrudden		
3	1:13.290	+0.757	7	1:12.638	+0.396	11	1:14.171	+1.471	1	1:19.835	+6.898
4	1:12.971	+0.438	8	1:12.760	+0.518	12	1:13.502	+0.802	2	1:13.528	+0.591
5	1:12.620	+0.087	9	1:12.728	+0.486	13	1:13.588	+0.888	3	1:13.917	+0.980
6	1:12.805	+0.272	10	1:12.242		(21) Mark Johnston			4	1:13.082	+0.145
7	1:12.658	+0.125	11	1:12.883	+0.641	1	1:19.109	+6.645	5	1:14.217	+1.280
8	1:13.292	+0.759	12	1:12.977	+0.735	2	1:12.464		6	1:14.549	+1.612
9	1:12.533		13	1:13.444	+1.202	3	1:13.974	+1.510	7	1:13.094	+0.157
10	1:12.956	+0.423	(1) Philip Lawless			4	1:13.657	+1.193	8	1:13.595	+0.658
11	1:13.159	+0.626	1	1:17.113	+4.705	5	1:13.635	+1.171	9	1:13.674	+0.737
12	1:13.001	+0.468	2	1:12.971	+0.563	6	1:13.260	+0.796	10	1:12.937	
13	1:14.470	+1.937	3	1:12.656	+0.248	7	1:13.004	+0.540	11	1:13.581	+0.644
(23) Mark O'Donoghue			4	1:13.010	+0.602	8	1:13.680	+1.216	12	1:12.966	+0.029
1	1:17.887	+5.458	5	1:13.016	+0.608	9	1:13.274	+0.810	13	1:13.203	+0.266
2	1:12.637	+0.208	6	1:12.784	+0.376	10	1:13.504	+1.040	(47) Darren Lawler		
3	1:12.891	+0.462	7	1:12.408		11	1:13.885	+1.421	1	1:16.262	+3.484
4	1:12.856	+0.427	8	1:12.993	+0.585	12	1:13.459	+0.995	2	1:13.382	+0.604
5	1:12.633	+0.204	9	1:13.267	+0.859	13	1:13.738	+1.274	3	1:14.687	+1.909
6	1:12.552	+0.123	10	1:13.041	+0.633	(20) Roy Tobin			4	1:13.900	+1.122
7	1:12.429		11	1:12.648	+0.240	1	1:17.874	+5.112	5	1:13.578	+0.800
8	1:13.158	+0.729	12	1:13.865	+1.457	2	1:12.929	+0.167	6	1:12.812	+0.034
9	1:12.685	+0.256	13	1:13.746	+1.338	3	1:15.123	+2.361	7	1:12.778	
10	1:12.805	+0.376	(16) Lloyd Murphy			4	1:13.493	+0.731	8	1:12.994	+0.216
11	1:13.136	+0.707	1	1:17.245	+4.779	5	1:13.802	+1.040	9	1:13.981	+1.203
12	1:13.027	+0.598	2	1:12.863	+0.397	6	1:13.181	+0.419	10	1:13.321	+0.543
13	1:14.505	+2.076	3	1:12.623	+0.157	7	1:13.308	+0.546	11	1:15.501	+2.723
(45) Adam Johnston			4	1:12.881	+0.415	8	1:13.422	+0.660	12	1:13.637	+0.859
1	1:17.195	+4.567	5	1:13.262	+0.796	9	1:13.023	+0.261	13	1:15.539	+2.761
2	1:12.628		6	1:12.466		10	1:12.762		(71) Wayne Laverick		
3	1:12.854	+0.226	7	1:12.542	+0.076	11	1:15.447	+2.685	1	1:19.720	+6.866
4	1:12.970	+0.342	8	1:13.208	+0.742	12	1:13.368	+0.606	2	1:13.363	+0.509
5	1:12.797	+0.169	9	1:13.310	+0.844	13	1:13.558	+0.796	3	1:13.943	+1.089
6	1:12.738	+0.110	10	1:12.811	+0.345	(90) Ken Godden			4	1:13.118	+0.264
7	1:12.836	+0.208	11	1:12.778	+0.312	1	1:18.753	+5.675	5	1:13.688	+0.834
8	1:13.068	+0.440	12	1:13.596	+1.130	2	1:14.424	+1.346	6	1:12.854	
9	1:12.882	+0.254	13	1:15.611	+3.145	3	1:13.426	+0.348	7	1:14.590	+1.736
10	1:12.979	+0.351	(12) Thomas Mulready			4	1:13.253	+0.175	8	1:13.748	+0.894
11	1:13.144	+0.516	1	1:20.450	+7.750	5	1:13.409	+0.331	9	1:14.380	+1.526
12	1:13.490	+0.862	2	1:12.700		6	1:13.963	+0.885	10	1:13.035	+0.181
13	1:13.422	+0.794	3	1:14.701	+2.001	7	1:13.078		11	1:13.418	+0.564
(77) Alan Watkins			4	1:13.269	+0.569	8	1:13.732	+0.654	12	1:13.268	+0.414
1	1:17.391	+5.149	5	1:13.125	+0.425	9	1:13.428	+0.350	13	1:13.290	+0.436
2	1:13.577	+1.335	6	1:13.025	+0.325	10	1:13.115	+0.037			

Clerk of the Course: S.Boden (Sat) / S.Milligan (Sun)

Orbits

Deputy Clerk of the Course: Jonathan Flood

Timing: Timing.ie

www.mylaps.com

Results are provisional until the conclusion of judicial & technical matters

Licensed to: Timing.ie

Printed: 11/06/2017 13:17:45

Page 1/2



MEC Race Meeting

Mondello Park Fiesta Zetec

Mondello Park National Circuit 1.850 km

Race 1

11/06/2017 12:50

Race (15:00 Time) started at 12:53:30

(76) Colin Murray			4	1:15.558	+0.557	8	1:15.102	+0.986
1	1:20.617	+8.315	5	1:15.231	+0.230	9	1:14.492	+0.376
2	1:18.427	+6.125	6	1:15.001		10	1:15.751	+1.635
3	1:12.887	+0.585	7	1:15.462	+0.461	11	1:14.116	
4	1:14.353	+2.051	8	1:15.386	+0.385	12	1:14.135	+0.019
5	1:15.596	+3.294	9	1:15.127	+0.126	13	1:32.030	+17.914
6	1:13.453	+1.151	10	1:15.783	+0.782	(13) Andy Kavanagh		
7	1:12.874	+0.572	11	1:15.189	+0.188	1	1:16.972	+4.043
8	1:12.948	+0.646	12	1:15.609	+0.608	2	1:13.445	+0.516
9	1:12.958	+0.656	13	1:17.031	+2.030	3	1:14.202	+1.273
10	1:12.302		(50) Michael O'Dwyer			4	1:13.611	+0.682
11	1:13.812	+1.510	1	1:19.336	+4.958	5	1:13.525	+0.596
12	1:12.801	+0.499	2	1:15.109	+0.731	6	1:12.929	
13	1:12.814	+0.512	3	1:14.448	+0.070	7	1:12.988	+0.059
(81) Brian Matthews			4	1:14.378		8	1:13.038	+0.109
1	1:18.155	+4.836	5	1:15.472	+1.094	9	1:13.639	+0.710
2	1:13.531	+0.212	6	1:15.191	+0.813	10	1:13.106	+0.177
3	1:13.663	+0.344	7	1:14.398	+0.020	11	1:25.119	+12.190
4	1:13.416	+0.097	8	1:14.885	+0.507			
5	1:13.570	+0.251	9	1:14.756	+0.378			
6	1:13.319		10	1:27.176	+12.798			
7	1:14.077	+0.758	11	1:15.827	+1.449			
8	1:14.155	+0.836	12	1:14.831	+0.453			
9	1:15.387	+2.068	13	1:15.943	+1.565			
10	1:13.777	+0.458	(4) Nicola Watkins					
11	1:14.829	+1.510	1	1:20.159	+6.087			
12	1:13.772	+0.453	2	1:15.622	+1.550			
13	1:13.991	+0.672	3	1:14.072				
(9) Neil McMullen			4	1:14.162	+0.090			
1	1:18.923	+4.634	5	1:15.554	+1.482			
2	1:14.928	+0.639	6	1:14.967	+0.895			
3	1:14.289		7	1:14.440	+0.368			
4	1:14.489	+0.200	8	1:14.904	+0.832			
5	1:15.278	+0.989	9	1:14.690	+0.618			
6	1:14.424	+0.135	10	1:15.246	+1.174			
7	1:15.629	+1.340	11	1:14.473	+0.401			
8	1:15.014	+0.725	12	1:14.372	+0.300			
9	1:14.613	+0.324	13	1:30.720	+16.648			
10	1:14.728	+0.439	(51) Eamonn Yamamoto					
11	1:14.594	+0.305	1	1:19.482	+5.366			
12	1:14.905	+0.616	2	1:14.182	+0.066			
13	1:15.051	+0.762	3	1:14.146	+0.030			
(97) Cormac Thompson			4	1:15.361	+1.245			
1	1:19.849	+4.848	5	1:17.214	+3.098			
2	1:15.398	+0.397	6	1:14.964	+0.848			
3	1:15.424	+0.423	7	1:14.429	+0.313			

Clerk of the Course: S.Boden (Sat) / S.Milligan (Sun)

Orbits

Deputy Clerk of the Course: Jonathan Flood

Timing: Timing.ie

Results are provisional until the conclusion of judicial & technical matters

www.mylaps.com

Licensed to: Timing.ie



MEC Race Meeting

Mondello Park Fiesta Zetec

Mondello Park National Circuit 1.850 km

Race 2

11/06/2017 16:05

Race (15:00 Time)

10

1:14.229
4 Nicola Watkins

19

9

1:13.792
81 Brian Matthews

17

8

1:13.387
51 Eamonn Yamamoto

15

7

1:13.156
71 Wayne Laverick

13

6

1:13.103
47 Darren Lawler

11

5

1:12.999
16 Lloyd Murphy

9

4

1:12.755
45 Adam Johnston

7

3

1:12.549
77 Alan Watkins

5

2

1:12.280
23 Mark O'Donoghue

3

1

1:12.109
12 Thomas Mulready

1

POLE POSITION

1:14.614
50 Michael O'Dwyer

20

1:14.066
9 Neil McMullen

18

1:13.388
90 Ken Godden

16

1:13.199
61 Denis McCrudden

14

1:13.123
21 Mark Johnston

12

1:13.078
13 Andy Kavanagh

10

1:12.810
20 Roy Tobin

8

1:12.696
1 Philip Lawless

6

1:12.483
76 Colin Murray

4

1:12.201
17 Owen Purcell

2

Clerk of the Course: S.Boden (Sat) / S.Milligan (Sun)

Deputy Clerk of the Course: Jonathan Flood

Timing: Timing.ie

Results are provisional until the conclusion of judicial & technical matters

Printed: 11/06/2017 12:41:09

Orbits

www.mylaps.com

Licensed to: Timing.ie

Page 1/2



MEC Race Meeting

Mondello Park Fiesta Zetec

Mondello Park National Circuit 1.850 km

Race 2

11/06/2017 16:05

Race (15:00 Time)

11

1:15.471
97 Cormac Thompson

21

Clerk of the Course: S.Boden (Sat) / S.Milligan (Sun)

Deputy Clerk of the Course: Jonathan Flood

Timing: Timing.ie

Results are provisional until the conclusion of judicial & technical matters

Printed: 11/06/2017 12:41:09

Orbits

www.mylaps.com

Licensed to: Timing.ie

Page 2/2



MEC Race Meeting

Sorted on Laps

Mondello Park Fiesta Zetec

Mondello Park National Circuit 1.850 km

Race 2

11/06/2017 16:05

Race (15:00 Time) started at 16:56:22

Pos	No.	Name	Car	Laps	Diff	Gap	Total Tm	Best Tm	Best Speed	In Lap
1	17	Owen Purcell	Ford Fiesta / 1250cc	13			15:54.421	1:12.580	91.761	5
2	12	Thomas Mulready	Ford Fiesta / 1250cc	13	1.070	1.070	15:55.491	1:12.539	91.813	5
3	20	Roy Tobin	Ford Fiesta / 1250cc	13	2.127	1.057	15:56.548	1:12.535	91.818	5
4	23	Mark O'Donoghue	Ford Fiesta / 1250cc	13	2.334	0.207	15:56.755	1:12.450	91.925	4
5	77	Alan Watkins	Ford Fiesta / 1250cc	13	3.990	1.656	15:58.411	1:12.721	91.583	6
6	76	Colin Murray	Ford Fiesta / 1250cc	13	5.065	1.075	15:59.486	1:12.389	92.003	5
7	61	Denis McCrudden	Ford Fiesta / 1250cc	13	9.015	3.950	16:03.436	1:12.383	92.011	5
8	45	Adam Johnston	Ford Fiesta / 1250cc	13	9.556	0.541	16:03.977	1:12.504	91.857	6
9	13	Andy Kavanagh	Ford Fiesta / 1250cc	13	9.733	0.177	16:04.154	1:12.745	91.553	4
10	1	Philip Lawless	Ford Fiesta / 1250cc	13	13.179	3.446	16:07.600	1:12.560	91.786	5
11	16	Lloyd Murphy	Ford Fiesta / 1250cc	13	17.736	4.557	16:12.157	1:12.251	92.179	5
12	71	Wayne Laverick	Ford Fiesta / 1250cc	13	19.366	1.630	16:13.787	1:13.309	90.848	13
13	81	Brian Matthews	Ford Fiesta / 1250cc	13	23.476	4.110	16:17.897	1:13.586	90.506	10
14	9	Neil McMullen	Ford Fiesta / 1250cc	13	24.274	0.798	16:18.695	1:13.879	90.147	2
15	51	Eamonn Yamamoto	Ford Fiesta / 1250cc	13	25.163	0.889	16:19.584	1:13.796	90.249	4
16	50	Michael O'Dwyer	Ford Fiesta / 1250cc	13	30.314	5.151	16:24.735	1:14.055	89.933	4
17	4	Nicola Watkins	Ford Fiesta / 1250cc	13	37.207	6.893	16:31.628	1:14.005	89.994	5
18	97	Cormac Thompson	Ford Fiesta / 1250cc	13	56.234	19.027	16:50.655	1:16.569	86.980	6
Not classified										
DNF	47	Darren Lawler	Ford Fiesta / 1250cc		DNF		2.704		-	0
DNF	21	Mark Johnston	Ford Fiesta / 1250cc		DNF		2.741		-	0
DNF	90	Ken Godden	Ford Fiesta / 1250cc		DNF		3.971		-	0

Announcements

CAR No. 16 - Lloyd Murphy +10 Second Penalty, Jump Start

Margin of Victory	Avg. Speed	Best Lap Tm	Best Speed	Best Lap by
1.070	90.715	1:12.251	92.179	16 - Lloyd Murphy

Clerk of the Course: S.Boden (Sat) / S.Milligan (Sun)

Orbits

Deputy Clerk of the Course: Jonathan Flood

Timing: Timing.ie

www.mylaps.com

Results are provisional until the conclusion of judicial & technical matters

Licensed to: Timing.ie

Printed: 11/06/2017 17:19:28



MEC Race Meeting

Mondello Park Fiesta Zetec

Mondello Park National Circuit 1.850 km

Race 2

11/06/2017 16:05

Race (15:00 Time) started at 16:56:22

			3	1:13.071	+0.621	7	1:14.118	+1.735	11	1:13.134	+0.574
(17) Owen Purcell			4	1:12.450		8	1:14.381	+1.998	12	1:17.065	+4.505
1	1:16.989	+4.409	5	1:12.514	+0.064	9	1:14.451	+2.068	13	1:20.213	+7.653
2	1:13.309	+0.729	6	1:12.808	+0.358	10	1:13.342	+0.959	(16) Lloyd Murphy		
3	1:13.058	+0.478	7	1:12.777	+0.327	11	1:14.365	+1.982	1	1:17.626	+5.375
4	1:12.920	+0.340	8	1:13.763	+1.313	12	1:13.309	+0.926	2	1:14.445	+2.194
5	1:12.580		9	1:13.839	+1.389	13	1:13.186	+0.803	3	1:13.053	+0.802
6	1:12.880	+0.300	10	1:13.341	+0.891	(45) Adam Johnston			4	1:12.813	+0.562
7	1:13.020	+0.440	11	1:12.992	+0.542	1	1:18.462	+5.958	5	1:12.251	
8	1:13.888	+1.308	12	1:13.112	+0.662	2	1:13.639	+1.135	6	1:12.670	+0.419
9	1:13.867	+1.287	13	1:12.782	+0.332	3	1:12.978	+0.474	7	1:16.643	+4.392
10	1:13.568	+0.988	(77) Alan Watkins			4	1:13.777	+1.273	8	1:13.627	+1.376
11	1:12.859	+0.279	1	1:18.211	+5.490	5	1:12.654	+0.150	9	1:13.627	+1.376
12	1:12.656	+0.076	2	1:13.315	+0.594	6	1:12.504		10	1:13.849	+1.598
13	1:12.827	+0.247	3	1:13.141	+0.420	7	1:15.126	+2.622	11	1:13.441	+1.190
(12) Thomas Mulready			4	1:13.120	+0.399	8	1:14.775	+2.271	12	1:12.873	+0.622
1	1:17.576	+5.037	5	1:12.743	+0.022	9	1:13.991	+1.487	13	1:12.828	+0.577
2	1:13.248	+0.709	6	1:12.721		10	1:13.686	+1.182	(71) Wayne Laverick		
3	1:13.363	+0.824	7	1:13.011	+0.290	11	1:13.207	+0.703	1	1:20.138	+6.829
4	1:12.810	+0.271	8	1:13.975	+1.254	12	1:13.246	+0.742	2	1:13.402	+0.093
5	1:12.539		9	1:13.764	+1.043	13	1:14.027	+1.523	3	1:13.657	+0.348
6	1:12.746	+0.207	10	1:13.225	+0.504	(13) Andy Kavanagh			4	1:14.192	+0.883
7	1:12.996	+0.457	11	1:12.865	+0.144	1	1:17.230	+4.485	5	1:14.394	+1.085
8	1:13.693	+1.154	12	1:13.484	+0.763	2	1:14.129	+1.384	6	1:14.473	+1.164
9	1:14.068	+1.529	13	1:13.410	+0.689	3	1:13.093	+0.348	7	1:15.453	+2.144
10	1:13.745	+1.206	(76) Colin Murray			4	1:12.745		8	1:15.080	+1.771
11	1:13.110	+0.571	1	1:18.737	+6.348	5	1:12.781	+0.036	9	1:14.915	+1.606
12	1:12.656	+0.117	2	1:13.196	+0.807	6	1:12.766	+0.021	10	1:14.776	+1.467
13	1:12.890	+0.351	3	1:12.607	+0.218	7	1:15.096	+2.351	11	1:13.345	+0.036
(20) Roy Tobin			4	1:13.453	+1.064	8	1:14.329	+1.584	12	1:13.460	+0.151
1	1:16.668	+4.133	5	1:12.389		9	1:16.826	+4.081	13	1:13.309	
2	1:13.090	+0.555	6	1:12.880	+0.491	10	1:13.280	+0.535	(81) Brian Matthews		
3	1:12.910	+0.375	7	1:12.934	+0.545	11	1:13.055	+0.310	1	1:20.176	+6.590
4	1:13.262	+0.727	8	1:15.021	+2.632	12	1:13.167	+0.422	2	1:15.015	+1.429
5	1:12.535		9	1:13.730	+1.341	13	1:13.216	+0.471	3	1:14.380	+0.794
6	1:12.702	+0.167	10	1:13.645	+1.256	(1) Philip Lawless			4	1:14.116	+0.530
7	1:13.366	+0.831	11	1:12.960	+0.571	1	1:17.053	+4.493	5	1:13.893	+0.307
8	1:13.931	+1.396	12	1:13.079	+0.690	2	1:12.885	+0.325	6	1:14.749	+1.163
9	1:13.529	+0.994	13	1:14.234	+1.845	3	1:13.388	+0.828	7	1:15.795	+2.209
10	1:13.481	+0.946	(61) Denis McCrudden			4	1:12.834	+0.274	8	1:14.650	+1.064
11	1:13.115	+0.580	1	1:17.382	+4.999	5	1:12.580		9	1:14.632	+1.046
12	1:13.176	+0.641	2	1:14.051	+1.668	6	1:12.813	+0.253	10	1:13.586	
13	1:12.759	+0.224	3	1:13.151	+0.768	7	1:12.990	+0.430	11	1:14.053	+0.467
(23) Mark O'Donoghue			4	1:13.263	+0.880	8	1:14.200	+1.640	12	1:13.716	+0.130
1	1:18.885	+6.435	5	1:12.383		9	1:13.813	+1.253	13	1:14.651	+1.065
2	1:14.034	+1.584	6	1:12.524	+0.141	10	1:13.506	+0.946			

Clerk of the Course: S.Boden (Sat) / S.Milligan (Sun)

Orbits

Deputy Clerk of the Course: Jonathan Flood

Timing: Timing.ie

www.mylaps.com

Results are provisional until the conclusion of judicial & technical matters

Licensed to: Timing.ie

Printed: 11/06/2017 17:20:05

Page 1/2



MEC Race Meeting

Mondello Park Fiesta Zetec

Mondello Park National Circuit 1.850 km

Race 2

11/06/2017 16:05

Race (15:00 Time) started at 16:56:22

(9) Neil McMullen					
1	1:18.105	+4.226	5	1:14.005	
2	1:13.879		6	1:14.461	+0.456
3	1:14.247	+0.368	7	1:16.086	+2.081
4	1:14.252	+0.373	8	1:15.189	+1.184
5	1:14.222	+0.343	9	1:14.986	+0.981
6	1:14.541	+0.662	10	1:21.622	+7.617
7	1:14.906	+1.027	11	1:15.734	+1.729
8	1:15.410	+1.531	12	1:15.701	+1.696
9	1:15.245	+1.366	13	1:15.236	+1.231
10	1:15.028	+1.149			
11	1:14.436	+0.557			
12	1:14.779	+0.900			
13	1:15.660	+1.781			

(97) Cormac Thompson					
1	1:20.340	+3.771			
2	1:16.691	+0.122			
3	1:17.457	+0.888			
4	1:17.049	+0.480			
5	1:16.762	+0.193			
6	1:16.589				
7	1:17.237	+0.668			
8	1:17.231	+0.662			
9	1:17.223	+0.654			
10	1:16.936	+0.367			
11	1:17.058	+0.489			
12	1:17.276	+0.707			
13	1:17.060	+0.491			

(51) Eamonn Yamamoto					
1	1:19.257	+5.461			
2	1:14.972	+1.176			
3	1:14.296	+0.500			
4	1:13.796				
5	1:13.918	+0.122			
6	1:14.698	+0.902			
7	1:14.634	+0.838			
8	1:15.538	+1.742			
9	1:15.310	+1.514			
10	1:14.549	+0.753			
11	1:14.574	+0.778			
12	1:14.820	+1.024			
13	1:15.489	+1.693			

(50) Michael O'Dwyer					
1	1:19.485	+5.430			
2	1:15.328	+1.273			
3	1:14.084	+0.029			
4	1:14.055				
5	1:14.182	+0.127			
6	1:14.803	+0.748			
7	1:15.849	+1.794			
8	1:15.547	+1.492			
9	1:14.875	+0.820			
10	1:15.614	+1.559			
11	1:15.483	+1.428			
12	1:15.727	+1.672			
13	1:15.049	+0.994			

(4) Nicola Watkins					
1	1:20.049	+6.044			
2	1:14.796	+0.791			
3	1:14.696	+0.691			

Clerk of the Course: S.Boden (Sat) / S.Milligan (Sun)

Orbits

Deputy Clerk of the Course: Jonathan Flood

Timing: Timing.ie

Results are provisional until the conclusion of judicial & technical matters

www.mylaps.com

Licensed to: Timing.ie

Printed: 11/06/2017 17:20:05

Page 2/2



MEC Race Meeting

Sorted on best lap time

Tool Dynamics ITCC

Mondello Park National Circuit 1.850 km

Qualifying 11/06/2017 10:45

Qualifying (15:00 Time) started at 10:40:14

Pos	No.	Name	Car	Laps	Best Tm	In Lap	Diff	Gap	Best Speed	2nd Best
ITCC - Super Touring										
1	7	Shane Rabbitt	Mazda RX7 / 1300cc	10	1:00.173	9			110.681	1:00.518
2	69	Robert Savage	Honda Integra / 1800cc	8	1:01.027	7	0.854	0.854	109.132	1:01.081
3	16	Keith Campbell	VW Corrado / 2000cc	13	1:01.312	9	1.139	0.285	108.625	1:01.424
4	46	Ulick Burke	Honda Integra / 2000cc	5	1:01.931	3	1.758	0.619	107.539	1:02.161
5	9	Brian Sexton	Mazda MX6 / 2000cc	6	1:05.063	3	4.890	3.132	102.362	1:05.209
ITCC - Touring										
1	27	Alan Healy	Honda Civic / 1800cc	9	1:05.210	9			102.132	1:05.213
2	70	Pa Hudson	Honda Integra / 1800cc	7	1:05.630	3	0.420	0.420	101.478	1:06.093
3	86	Daniel Faherty	Honda Civic / 2000cc	11	1:06.516	8	1.306	0.886	100.126	1:06.553

Clerk of the Course: S.Boden (Sat) / S.Milligan (Sun)

Orbits

Deputy Clerk of the Course: Jonathan Flood

Timing: Timing.ie

Results are provisional until the conclusion of judicial & technical matters

www.mylaps.com

Licensed to: Timing.ie

Printed: 11/06/2017 11:06:10



MEC Race Meeting

Tool Dynamics ITCC

Mondello Park National Circuit 1.850 km

Qualifying 11/06/2017 10:45

Qualifying (15:00 Time) started at 10:40:14

			4	1:06.744	+1.681
			5	1:06.757	+1.694
(7) Shane Rabbitt			6	1:05.209	+0.146
1	1:17.712	+17.539			
2	1:06.550	+6.377			
3	1:03.046	+2.873	(27) Alan Healy		
4	1:00.886	+0.713	1	1:20.443	+15.233
5	1:00.868	+0.695	2	1:06.189	+0.979
6	1:00.845	+0.672	3	1:05.326	+0.116
7	1:00.518	+0.345	4	1:06.214	+1.004
8	1:15.423	+15.250	p5	6:15.151	+5:09.941
9	1:00.173		6	1:10.348	+5.138
p10	3:05.043	+2:04.870	7	1:05.353	+0.143
			8	1:05.213	+0.003
			9	1:05.210	
(69) Robert Savage					
1	1:16.014	+14.987	(70) Pa Hudson		
2	1:08.645	+7.618	1	1:20.099	+14.469
3	1:06.296	+5.269	2	1:08.366	+2.736
4	1:02.172	+1.145	3	1:05.830	
5	1:01.335	+0.308	4	1:16.331	+10.701
6	1:01.462	+0.435	5	1:06.288	+0.658
7	1:01.027		6	1:06.439	+0.809
8	1:01.081	+0.054	7	1:06.093	+0.463
(16) Keith Campbell					
1	1:15.810	+14.498	(86) Daniel Faherty		
2	1:06.506	+5.194	1	1:20.884	+14.368
3	1:02.561	+1.249	2	1:08.080	+1.564
4	1:01.626	+0.314	3	1:06.553	+0.037
5	1:02.764	+1.452	4	1:06.825	+0.309
p6	1:41.859	+40.547	5	1:06.709	+0.193
7	1:06.494	+5.182	6	1:07.023	+0.507
8	1:02.021	+0.709	7	1:06.687	+0.171
9	1:01.312		8	1:06.516	
10	1:01.752	+0.440	9	1:07.509	+0.993
11	1:03.419	+2.107	p10	3:43.114	+2:36.598
12	1:01.424	+0.112	11	1:12.873	+6.357
13	1:07.928	+6.616			
(46) Ulick Burke					
1	1:14.603	+12.672			
2	1:05.126	+3.195			
3	1:01.931				
4	1:02.161	+0.230			
5	59.361	-2.570			
(9) Brian Sexton					
1	1:13.348	+8.285			
2	1:05.983	+0.920			
3	1:05.083				

Clerk of the Course: S.Boden (Sat) / S.Milligan (Sun)

Orbits

Deputy Clerk of the Course: Jonathan Flood

Timing: Timing.ie

Results are provisional until the conclusion of judicial & technical matters

www.mylaps.com

Licensed to: Timing.ie

Printed: 11/06/2017 11:06:36



MEC Race Meeting

Tool Dynamics ITCC

Mondello Park National Circuit 1.850 km

Race 1

11/06/2017 14:25

Race (15:00 Time) started at 15:01:45

6

1:06.516
86 Daniel Faherty

11

15 Richard Kearney

12

5

1:05.210
27 Alan Healy

9

1:05.630

70 Pa Hudson

10

4

7

8

3

1:05.063
9 Brian Sexton

5

6

2

1:01.312
16 Keith Campbell

3

1:01.931

46 Ulick Burke

4

1

1:00.173
7 Shane Rabbitt

1

1:01.027

69 Robert Savage

2

POLE POSITION

Clerk of the Course: S.Boden (Sat) / S.Milligan (Sun)

Deputy Clerk of the Course: Jonathan Flood

Timing: Timing.ie

Results are provisional until the conclusion of judicial & technical matters

Printed: 11/06/2017 15:25:05

Orbits

www.mylaps.com

Licensed to: Timing.ie



MEC Race Meeting

Sorted on Laps

Tool Dynamics ITCC

Mondello Park National Circuit 1.850 km

Race 1

11/06/2017 14:25

Race (15:00 Time) started at 15:01:45

Pos	No.	Name	Car	Laps	Diff	Gap	Total Tm	Best Tm	Best Speed	In Lap
ITCC - Super Touring										
1	7	Shane Rabbitt	Mazda RX7 / 1300cc	14			15:52.250	1:06.982	99.430	8
2	16	Keith Campbell	VW Corrado / 2000cc	14	17.621	17.621	16:09.871	1:07.469	98.712	4
3	46	Ulick Burke	Honda Integra / 2000cc	14	36.681	19.060	16:28.931	1:09.570	95.731	12
4	9	Brian Sexton	Mazda MX6 / 2000cc	14	1:04.447	27.766	16:56.697	1:10.867	93.979	13
Not classified										
DNF	69	Robert Savage	Honda Integra / 1800cc	12	DNF		14:15.021	1:10.472	94.506	9
ITCC - Touring										
1	27	Alan Healy	Honda Civic / 1800cc	13			16:23.597	1:14.311	89.623	11
2	86	Daniel Faherty	Honda Civic / 2000cc	13	6.418	6.418	16:30.015	1:14.772	89.071	10
Not classified										
DNF	15	Richard Kearney	Toyota Levin / 1600cc	4	DNF		5:19.180	1:16.677	86.858	4
DNS	70	Pa Hudson	Honda Integra / 1800cc		DNS				-	0

Announcements

CAR No. 9 - Brian Sexton +10 second penalty, Jump Start

Margin of Victory	Avg. Speed	Best Lap Tm	Best Speed	Best Lap by
17.621	97.915	1:06.982	99.430	7 - Shane Rabbitt

Clerk of the Course: S.Boden (Sat) / S.Milligan (Sun)

Orbits

Deputy Clerk of the Course: Jonathan Flood

Timing: Timing.ie

www.mylaps.com

Results are provisional until the conclusion of judicial & technical matters

Licensed to: Timing.ie

Printed: 11/06/2017 15:47:38



MEC Race Meeting

Tool Dynamics ITCC

Mondello Park National Circuit 1.850 km

Race 1

11/06/2017 14:25

Race (15:00 Time) started at 15:01:45

(7) Shane Rabbitt			(9) Brian Sexton			3	1:10.692	+0.220
1	1:11.303	+4.321	1	1:15.306	+4.439	4	1:10.714	+0.242
2	1:08.373	+1.391	2	1:11.919	+1.052	5	1:11.244	+0.772
3	1:07.851	+0.869	3	1:11.311	+0.444	6	1:11.410	+0.938
4	1:07.501	+0.519	4	1:11.672	+0.805	7	1:10.708	+0.236
5	1:08.026	+1.044	5	1:11.571	+0.704	8	1:10.572	+0.100
6	1:07.763	+0.781	6	1:11.930	+1.063	9	1:10.472	
7	1:07.782	+0.800	7	1:11.788	+0.921	10	1:11.048	+0.576
8	1:06.982		8	1:11.938	+1.071	11	1:10.537	+0.065
9	1:07.636	+0.654	9	1:11.574	+0.707	12	1:11.090	+0.618
10	1:07.196	+0.214	10	1:12.124	+1.257	(15) Richard Kearney		
11	1:07.434	+0.452	11	1:11.133	+0.266	1	1:22.371	+5.694
12	1:07.083	+0.101	12	1:11.184	+0.317	2	1:17.908	+1.231
13	1:07.829	+0.847	13	1:10.867		3	1:17.317	+0.640
14	1:09.288	+2.306	14	1:11.052	+0.185	4	1:16.677	
(16) Keith Campbell			(27) Alan Healy					
1	1:12.403	+4.934	1	1:17.711	+3.400			
2	1:09.262	+1.793	2	1:15.882	+1.571			
3	1:07.930	+0.461	3	1:15.271	+0.960			
4	1:07.469		4	1:15.946	+1.635			
5	1:08.255	+0.786	5	1:15.447	+1.136			
6	1:07.846	+0.377	6	1:15.578	+1.267			
7	1:07.643	+0.174	7	1:14.829	+0.518			
8	1:07.966	+0.497	8	1:15.733	+1.422			
9	1:08.065	+0.596	9	1:16.623	+2.312			
10	1:07.593	+0.124	10	1:14.699	+0.388			
11	1:08.000	+0.531	11	1:14.311				
12	1:09.755	+2.286	12	1:14.785	+0.474			
13	1:12.998	+5.529	13	1:14.761	+0.450			
14	1:13.622	+6.153	(86) Daniel Faherty					
(46) Ulick Burke			1	1:18.936	+4.164			
1	1:13.191	+3.621	2	1:16.915	+2.143			
2	1:10.670	+1.100	3	1:16.051	+1.279			
3	1:10.246	+0.676	4	1:15.590	+0.818			
4	1:10.230	+0.660	5	1:15.883	+1.111			
5	1:13.208	+3.638	6	1:16.351	+1.579			
6	1:10.025	+0.455	7	1:15.606	+0.834			
7	1:10.142	+0.572	8	1:15.683	+0.911			
8	1:10.400	+0.830	9	1:16.700	+1.928			
9	1:09.924	+0.354	10	1:14.772				
10	1:10.341	+0.771	11	1:15.111	+0.339			
11	1:09.957	+0.387	12	1:14.819	+0.047			
12	1:09.570		13	1:15.000	+0.228			
13	1:09.893	+0.323	(69) Robert Savage					
14	1:10.031	+0.461	1	1:15.756	+5.284			
			2	1:10.778	+0.306			

Clerk of the Course: S.Boden (Sat) / S.Milligan (Sun)

Orbits

Deputy Clerk of the Course: Jonathan Flood

Timing: Timing.ie

Results are provisional until the conclusion of judicial & technical matters

www.mylaps.com

Licensed to: Timing.ie

Printed: 11/06/2017 15:48:06



MEC Race Meeting

Tool Dynamics ITCC

Mondello Park National Circuit 1.850 km

Race 2

11/06/2017 16:30

Race (15:00 Time)

6

15 Richard Kearney

11

70 Pa Hudson

12

5

86 Daniel Faherty

9

27 Alan Healy

10

4

7

8

3

69 Robert Savage

5

6

2

16 Keith Campbell

3

7 Shane Rabbitt

4

1


9 Brian Sexton

1

46 Ulick Burke

2

POLE POSITION



Clerk of the Course: S.Boden (Sat) / S.Milligan (Sun)

Orbits

Deputy Clerk of the Course: Jonathan Flood

Timing: Timing.ie

Results are provisional until the conclusion of judicial & technical matters

www.mylaps.com

Licensed to: Timing.ie

Printed: 11/06/2017 16:24:55



MEC Race Meeting

Sorted on Laps

Tool Dynamics ITCC

Mondello Park National Circuit 1.850 km

Race 2

11/06/2017 16:30

Race (15:00 Time) started at 17:20:04

Pos	No.	Name	Car	Laps	Diff	Gap	Total Tm	Best Tm	Best Speed	In Lap
ITCC - Super Touring										
1	69	Robert Savage	Honda Integra / 1800cc	11			11:20.415	1:00.919	109.325	5
2	7	Shane Rabbitt	Mazda RX7 / 1300cc	11	0.019	0.019	11:20.434	1:01.137	108.936	3
3	16	Keith Campbell	VW Corrado / 2000cc	11	32.899	32.880	11:53.314	1:01.320	108.611	4
4	9	Brian Sexton	Mazda MX6 / 2000cc	11	36.433	3.534	11:56.848	1:04.538	103.195	4
Not classified										
DNF	46	Ulick Burke	Honda Integra / 2000cc	11	DNF		11:19.979	1:01.023	109.139	2
ITCC - Touring										
1	27	Alan Healy	Honda Civic / 1800cc	10			11:25.543	1:05.563	101.582	2
2	86	Daniel Faherty	Honda Civic / 2000cc	10	19.483	19.483	11:45.026	1:06.813	99.681	4
Not classified										
DNS	15	Richard Kearney	Toyota Levin / 1600cc		DNS				-	0
DNS	70	Pa Hudson	Honda Integra / 1800cc		DNS				-	0

Margin of Victory	Avg. Speed	Best Lap Tm	Best Speed	Best Lap by
0.019	107.670	1:00.919	109.325	69 - Robert Savage

Clerk of the Course: S.Boden (Sat) / S.Milligan (Sun)

Orbits

Deputy Clerk of the Course: Jonathan Flood

Timing: Timing.ie

www.mylaps.com

Results are provisional until the conclusion of judicial & technical matters

Licensed to: Timing.ie

Printed: 11/06/2017 17:37:05



MEC Race Meeting

Tool Dynamics ITCC

Mondello Park National Circuit 1.850 km

Race 2

11/06/2017 16:30

Race (15:00 Time) started at 17:20:04

			9	1:04.615	+0.077
(69) Robert Savage			10	1:05.020	+0.482
1	1:04.293	+3.374	11	1:04.600	+0.062
2	1:01.187	+0.268			
3	1:01.592	+0.673	(27) Alan Healy		
4	1:01.278	+0.359	1	1:18.341	+12.778
5	1:00.919		2	1:05.583	
6	1:01.445	+0.526	3	1:07.275	+1.712
7	1:01.502	+0.583	4	1:09.077	+3.514
8	1:01.338	+0.419	5	1:07.391	+1.828
9	1:01.784	+0.865	6	1:06.117	+0.554
10	1:01.626	+0.707	7	1:06.999	+1.436
11	1:01.869	+0.950	8	1:07.631	+2.068
			9	1:07.165	+1.602
(7) Shane Rabbitt			10	1:07.576	+2.013
1	1:04.739	+3.602			
2	1:01.140	+0.003	(86) Daniel Faherty		
3	1:01.137		1	1:34.977	+28.164
4	1:01.361	+0.224	2	1:07.186	+0.373
5	1:01.291	+0.154	3	1:07.145	+0.332
6	1:01.290	+0.153	4	1:06.813	
7	1:01.427	+0.290	5	1:06.938	+0.125
8	1:01.435	+0.298	6	1:07.041	+0.228
9	1:01.921	+0.784	7	1:10.168	+3.355
10	1:01.661	+0.524	8	1:07.514	+0.701
11	1:02.423	+1.286	9	1:07.275	+0.462
			10	1:07.554	+0.741
(16) Keith Campbell					
1	1:13.002	+11.682	(46) Ulick Burke		
2	1:02.421	+1.101	1	1:03.739	+2.716
3	1:02.013	+0.693	2	1:01.023	
4	1:01.320		3	1:01.601	+0.578
5	1:01.615	+0.295	4	1:01.500	+0.477
6	1:06.037	+4.717	5	1:01.418	+0.395
7	1:10.563	+9.243	6	1:01.431	+0.408
8	1:03.331	+2.011	7	1:01.595	+0.572
9	1:02.893	+1.573	8	1:01.732	+0.709
10	1:04.288	+2.968	9	1:01.655	+0.632
11	1:04.972	+3.652	10	1:01.871	+0.848
			11	1:02.253	+1.230
(9) Brian Sexton					
1	1:09.203	+4.665			
2	1:04.557	+0.019			
3	1:04.998	+0.460			
4	1:04.538				
5	1:04.773	+0.235			
6	1:04.734	+0.196			
7	1:04.938	+0.400			
8	1:04.872	+0.334			

Clerk of the Course: S.Boden (Sat) / S.Milligan (Sun)

Orbits

Deputy Clerk of the Course: Jonathan Flood

Timing: Timing.ie

Results are provisional until the conclusion of judicial & technical matters

www.mylaps.com

Licensed to: Timing.ie

Printed: 11/06/2017 17:37:35



MEC Race Meeting

Sorted on best lap time

MicksGarage Future Classics

Mondello Park National Circuit 1.850 km

Qualifying 11/06/2017 11:10

Qualifying (15:00 Time) started at 10:58:08

Pos	No.	Name	Car	Laps	Best Tm	In Lap	Diff	Gap	Best Speed	2nd Best
1	18	John Downey	Peugeot 205 / 1600cc	10	1:08.920	5			96.634	1:09.139
2	15	MJ Farrell	Toyota Levin / 1600cc	13	1:09.001	4	0.081	0.081	96.520	1:09.299
3	155	Richard Kearney	Alfa Romeo 155 / 2500cc	13	1:09.227	8	0.307	0.226	96.205	1:09.462
4	82	Aidan Byrne	Toyota Celica / 2000cc	13	1:09.259	5	0.339	0.032	96.161	1:09.470
5	57	Ger Byrne	BMW 323 / 2500cc	13	1:09.262	6	0.342	0.003	96.157	1:09.945
6	72	David Walsh	Mitsubishi FTO / 2000cc	11	1:09.400	4	0.480	0.138	95.965	1:09.501
7	8	Ken Byrne	Toyota Celica / 2000cc	13	1:09.423	8	0.503	0.023	95.934	1:09.597
8	55	David Owens	Peugeot 306 GTi / 2000cc	13	1:09.434	12	0.514	0.011	95.918	1:10.591
9	23	David Hammond	Fiat Uno SX / 1290cc	13	1:09.896	12	0.976	0.462	95.284	1:10.269
10	106	Jimmy Kilbride	Peugeot 106 / 1600cc	12	1:10.546	5	1.626	0.650	94.406	1:10.594
11	27	Mike Dermody	Fiat Punto MK1 / 1400cc	13	1:10.688	12	1.768	0.142	94.217	1:10.817
12	17	Eoin Hanton	Peugeot 306 / 1998cc	12	1:11.628	11	2.708	0.940	92.980	1:12.038
13	180	Pat Lucey	Fiat Uno / 1375cc	12	1:12.747	4	3.827	1.119	91.550	1:13.265
14	73	Richard Shattock	Ford Fiesta / 1300cc	12	1:17.215	12	8.295	4.468	86.253	1:17.455

Clerk of the Course: S.Boden (Sat) / S.Milligan (Sun)

Orbits

Deputy Clerk of the Course: Jonathan Flood

Timing: Timing.ie

Results are provisional until the conclusion of judicial & technical matters

www.mylaps.com

Licensed to: Timing.ie

Printed: 11/06/2017 11:28:11



MEC Race Meeting

MicksGarage Future Classics

Mondello Park National Circuit 1.850 km

Qualifying

11/06/2017 11:10

Qualifying (15:00 Time) started at 10:58:08

			6	1:09.774	+0.515	12	1:13.467	+4.044	2	1:13.370	+2.682
(18) John Downey			7	1:09.919	+0.660	13	1:12.470	+3.047	3	1:12.965	+2.277
1	1:17.631	+8.711	8	1:09.902	+0.643				4	1:12.163	+1.475
2	1:09.580	+0.660	9	1:10.216	+0.957	(55) David Owens			5	1:13.103	+2.415
3	1:09.445	+0.525	10	1:09.900	+0.641	1	1:18.582	+9.148	6	1:12.682	+1.994
4	1:09.830	+0.910	11	1:10.403	+1.144	2	1:11.805	+2.371	7	1:11.224	+0.536
5	1:08.920		12	1:11.535	+2.276	3	1:11.270	+1.836	8	1:11.013	+0.325
6	1:09.481	+0.561	13	1:11.957	+2.698	4	1:10.678	+1.244	9	1:10.817	+0.129
7	1:09.728	+0.808	(57) Ger Byrne			5	1:10.871	+1.437	10	1:11.330	+0.642
8	1:09.216	+0.296	1	1:23.745	+14.483	6	1:12.059	+2.625	11	1:11.076	+0.388
9	1:09.139	+0.219	2	1:11.778	+2.516	7	1:10.591	+1.157	12	1:10.688	
10	1:09.640	+0.720	3	1:10.391	+1.129	8	1:10.853	+1.419	13	1:11.587	+0.899
(15) MJ Farrell			4	1:10.198	+0.936	9	1:11.217	+1.783			
1	1:16.689	+7.688	5	1:10.796	+1.534	10	1:10.668	+1.234	(17) Eoin Hanton		
2	1:10.279	+1.278	6	1:09.282		11	1:10.888	+1.454	1	1:22.497	+10.869
3	1:09.865	+0.864	7	1:10.603	+1.341	12	1:09.434		2	1:16.827	+5.199
4	1:09.001		8	1:14.160	+4.898	13	1:12.291	+2.857	3	1:14.348	+2.720
5	1:09.602	+0.601	9	1:12.380	+3.118	(23) David Hammond			4	1:12.655	+1.027
6	1:09.299	+0.298	10	1:16.234	+6.972	1	1:16.437	+6.541	5	1:12.038	+0.410
7	1:10.253	+1.252	11	1:13.654	+4.392	2	1:11.031	+1.135	6	1:12.364	+0.736
8	1:11.726	+2.725	12	1:09.945	+0.683	3	1:10.470	+0.574	7	1:12.384	+0.756
9	1:11.039	+2.038	13	1:10.967	+1.705	4	1:10.269	+0.373	8	1:12.156	+0.528
10	1:12.338	+3.337	(72) David Walsh			5	1:10.431	+0.535	9	1:12.244	+0.616
11	1:12.540	+3.539	1	1:18.620	+9.220	6	1:10.550	+0.654	10	1:12.262	+0.634
12	1:12.698	+3.697	2	1:10.507	+1.107	7	1:13.381	+3.485	11	1:11.628	
13	1:12.056	+3.055	3	1:09.568	+0.168	8	1:10.982	+1.086	12	1:12.150	+0.522
(155) Richard Kearney			4	1:09.400		9	1:10.774	+0.878	(180) Pat Lucey		
1	1:16.438	+7.211	5	1:09.501	+0.101	10	1:10.789	+0.893	1	1:24.344	+11.597
2	1:10.474	+1.247	6	1:34.084	+24.684	11	1:10.694	+0.798	2	1:14.246	+1.499
3	1:09.827	+0.600	7	1:10.359	+0.959	12	1:09.896		3	1:13.422	+0.675
4	1:09.672	+0.445	8	1:09.677	+0.277	13	1:10.447	+0.551	4	1:12.747	
5	1:09.588	+0.361	p9	3:03.022	+1:53.622	(106) Jimmy Kilbride			5	1:13.265	+0.518
6	1:09.507	+0.280	10	1:12.747	+3.347	1	1:18.161	+7.615	6	1:13.320	+0.573
7	1:10.087	+0.860	11	1:10.611	+1.211	2	1:13.418	+2.872	7	1:13.406	+0.659
8	1:09.227		(8) Ken Byrne			3	1:11.929	+1.383	8	1:13.764	+1.017
9	1:09.462	+0.235	1	1:14.433	+5.010	4	1:11.056	+0.510	9	1:15.047	+2.300
10	1:13.738	+4.511	2	1:09.975	+0.552	5	1:10.548		10	1:13.984	+1.237
11	1:11.300	+2.073	3	1:09.640	+0.217	6	1:11.486	+0.940	11	1:17.185	+4.438
12	1:13.237	+4.010	4	1:09.597	+0.174	7	1:11.057	+0.511	12	1:13.742	+0.995
13	1:11.712	+2.485	5	1:09.652	+0.229	8	1:11.014	+0.468	(73) Richard Shattock		
(82) Aidan Byrne			6	1:09.698	+0.275	9	1:11.032	+0.486	1	1:25.571	+8.356
1	1:14.494	+5.235	7	1:09.738	+0.315	10	1:11.335	+0.789	2	1:19.863	+2.648
2	1:09.481	+0.222	8	1:09.423		11	1:12.168	+1.622	3	1:17.626	+0.411
3	1:09.470	+0.211	9	1:09.948	+0.525	12	1:10.594	+0.048	4	1:17.896	+0.681
4	1:09.596	+0.337	10	1:11.591	+2.168	(27) Mike Dermody			5	1:18.095	+0.880
5	1:09.259		11	1:11.814	+2.391	1	1:21.670	+10.982	6	1:17.848	+0.633
									7	1:17.892	+0.677

Clerk of the Course: S.Boden (Sat) / S.Milligan (Sun)

Orbits

Deputy Clerk of the Course: Jonathan Flood

Timing: Timing.ie

www.mylaps.com

Results are provisional until the conclusion of judicial & technical matters

Licensed to: Timing.ie

Printed: 11/06/2017 11:28:28

Page 1/2



MEC Race Meeting

MicksGarage Future Classics

Mondello Park National Circuit 1.850 km

Qualifying

11/06/2017 11:10

Qualifying (15:00 Time) started at 10:58:08

8	1:17.877	+0.662
9	1:17.455	+0.240
10	1:17.695	+0.480
11	1:17.636	+0.421
12	1:17.215	

Clerk of the Course: S.Boden (Sat) / S.Milligan (Sun)

Orbits

Deputy Clerk of the Course: Jonathan Flood

Timing: Timing.ie

Results are provisional until the conclusion of judicial & technical matters

www.mylaps.com

Licensed to: Timing.ie

Printed: 11/06/2017 11:28:28

Page 2/2



MEC Race Meeting

MicksGarage Future Classics

Mondello Park National Circuit 1.850 km

Race

11/06/2017 14:00

Race (15:00 Time)

7

1:12.747
180 Pat Lucey

13

6

1:10.688
27 Mike Dermody

11

5

1:09.896
23 David Hammond

9

4

1:09.423
8 Ken Byrne

7

3

1:09.262
57 Ger Byrne

5

2

1:09.227
155 Richard Kearney

3

1

1:09.001
15 MJ Farrell

1

POLE POSITION

1:17.215
73 Richard Shattock

14

1:11.628
17 Eoin Hanton

12

1:10.546
106 Jimmy Kilbride

10

1:09.434
55 David Owens

8

1:09.400
72 David Walsh

6

1:09.259
82 Aidan Byrne

4

1:08.920
18 John Downey

2

Clerk of the Course: S.Boden (Sat) / S.Milligan (Sun)

Deputy Clerk of the Course: Jonathan Flood

Timing: Timing.ie

Results are provisional until the conclusion of judicial & technical matters

Printed: 11/06/2017 14:05:34

Orbits

www.mylaps.com

Licensed to: Timing.ie



MEC Race Meeting

Sorted on Laps

MicksGarage Future Classics

Mondello Park National Circuit 1.850 km

Race

11/06/2017 14:00

Race (15:00 Time) started at 14:11:35

Pos	No.	Name	Car	Laps	Diff	Gap	Total Tm	Best Tm	Best Speed	In Lap
1	15	MJ Farrell	Toyota Levin / 1600cc	12			15:30.236	1:10.351	94.668	2
2	72	David Walsh	Mitsubishi FTO / 2000cc	12	4.172	4.172	15:34.408	1:09.984	95.165	2
3	8	Ken Byrne	Toyota Celica / 2000cc	12	6.583	2.411	15:36.819	1:10.451	94.534	2
4	82	Aidan Byrne	Toyota Celica / 2000cc	12	8.806	2.223	15:39.042	1:09.985	95.163	2
5	57	Ger Byrne	BMW 323 / 2500cc	12	11.173	2.367	15:41.409	1:10.586	94.353	2
6	18	John Downey	Peugeot 205 / 1600cc	12	20.046	8.873	15:50.282	1:09.642	95.632	2
7	27	Mike Dermody	Fiat Punto MK1 /1400cc	12	28.281	8.235	15:58.517	1:14.742	89.107	2
8	106	Jimmy Kilbride	Peugeot 106 / 1600cc	12	44.853	16.572	16:15.089	1:12.070	92.410	2
Not classified										
DNF	23	David Hammond	Fiat Uno SX / 1290cc	11	DNF		14:32.086	1:10.199	94.873	2
DNF	180	Pat Lucey	Fiat Uno / 1375cc	11	DNF		15:10.025	1:13.416	90.716	2
DNF	155	Richard Kearney	Alfa Romeo 155 / 2500cc	7	DNF		8:55.997	1:10.173	94.908	2
DNF	73	Richard Shattock	Ford Fiesta / 1300cc	6	DNF		8:38.732	1:18.260	85.101	2
DNF	17	Eoin Hanton	Peugeot 306 / 1998cc	2	DNF		2:31.819	1:12.373	92.023	2
DNF	55	David Owens	Peugeot 306 GTi / 2000cc	1	DNF		1:22.378	1:19.156	84.138	1

Announcements

CAR No. 18 - John Downey +20 Second Penalty - Breaking Of Lap Time Barrier In Qualifying

Margin of Victory	Avg. Speed	Best Lap Tm	Best Speed	Best Lap by
4.172	85.914	1:09.642	95.632	18 - John Downey

Clerk of the Course: S.Boden (Sat) / S.Milligan (Sun)

Orbits

Deputy Clerk of the Course: Jonathan Flood

Timing: Timing.ie

www.mylaps.com

Results are provisional until the conclusion of judicial & technical matters

Licensed to: Timing.ie

Printed: 11/06/2017 14:32:19



MEC Race Meeting

MicksGarage Future Classics

Mondello Park National Circuit 1.850 km

Race

11/06/2017 14:00

Race (15:00 Time) started at 14:11:35

			6	1:18.576	+8.591			
(15) MJ Farrell			7	1:18.855	+8.870	(106) Jimmy Kilbride		
1	1:13.320	+2.969	8	1:19.498	+9.513	1	1:14.912	+2.842
2	1:10.351		9	1:19.720	+9.735	2	1:12.070	
3	1:13.470	+3.119	10	1:19.675	+9.690	3	1:15.218	+3.148
4	1:16.141	+5.790	11	1:21.245	+11.260	4	1:18.510	+6.440
5	1:16.478	+6.127	12	1:29.645	+19.660	5	1:19.941	+7.871
6	1:16.867	+6.516	(57) Ger Byrne			6	1:21.372	+9.302
7	1:19.612	+9.261	1	1:14.127	+3.541	7	1:20.258	+8.188
8	1:19.232	+8.881	2	1:10.588		8	1:21.829	+9.759
9	1:18.471	+8.120	3	1:13.453	+2.867	9	1:22.883	+10.813
10	1:19.247	+8.896	4	1:16.799	+6.213	10	1:25.510	+13.440
11	1:20.744	+10.393	5	1:18.739	+8.153	11	1:27.914	+15.844
12	1:25.965	+15.614	6	1:19.019	+8.433	12	1:32.053	+19.983
(72) David Walsh			7	1:19.134	+8.548	(23) David Hammond		
1	1:12.963	+2.979	8	1:19.980	+9.394	1	1:14.268	+4.069
2	1:09.984		9	1:20.051	+9.465	2	1:10.199	
3	1:13.993	+4.009	10	1:19.444	+8.858	3	1:14.430	+4.231
4	1:15.836	+5.852	11	1:21.571	+10.985	4	1:17.386	+7.187
5	1:17.746	+7.762	12	1:27.176	+16.590	5	1:20.561	+10.362
6	1:18.289	+8.305	(18) John Downey			6	1:21.803	+11.604
7	1:17.949	+7.965	1	1:11.930	+2.288	7	1:20.741	+10.542
8	1:18.825	+8.841	2	1:09.642		8	1:21.483	+11.284
9	1:19.580	+9.596	3	1:13.801	+4.159	9	1:22.196	+11.997
10	1:19.343	+9.359	4	1:15.357	+5.715	10	1:21.764	+11.565
11	1:21.915	+11.931	5	1:16.798	+7.156	11	1:24.431	+14.232
12	1:26.750	+16.766	6	1:17.874	+8.232	(180) Pat Lucey		
(8) Ken Byrne			7	1:20.655	+11.013	1	1:17.465	+4.049
1	1:12.635	+2.184	8	1:18.653	+9.011	2	1:13.416	
2	1:10.451		9	1:19.011	+9.369	3	1:16.285	+2.869
3	1:13.696	+3.245	10	1:19.530	+9.888	4	1:20.989	+7.573
4	1:17.073	+6.622	11	1:20.702	+11.060	5	1:21.722	+8.306
5	1:18.247	+7.796	12	1:26.329	+16.687	6	1:24.036	+10.620
6	1:19.780	+9.329	(27) Mike Dermody			7	1:24.672	+11.256
7	1:19.159	+8.708	1	1:16.460	+1.718	8	1:25.557	+12.141
8	1:19.148	+8.697	2	1:14.742		9	1:26.204	+12.788
9	1:19.184	+8.733	3	1:16.318	+1.576	10	1:25.484	+12.068
10	1:20.151	+9.700	4	1:18.347	+3.605	11	1:28.928	+15.512
11	1:20.691	+10.240	5	1:19.681	+4.939	(155) Richard Kearney		
12	1:24.650	+14.199	6	1:19.539	+4.797	1	1:14.404	+4.231
(82) Aidan Byrne			7	1:19.939	+5.197	2	1:10.173	
1	1:12.457	+2.472	8	1:20.741	+5.999	3	1:13.393	+3.220
2	1:09.985		9	1:21.349	+6.607	4	1:16.507	+6.334
3	1:13.714	+3.729	10	1:24.525	+9.783	5	1:18.537	+8.364
4	1:16.373	+6.388	11	1:21.467	+6.725	6	1:19.597	+9.424
5	1:18.515	+8.530	12	1:22.362	+7.620	7	1:22.602	+12.429

Clerk of the Course: S.Boden (Sat) / S.Milligan (Sun)

Orbits

Deputy Clerk of the Course: Jonathan Flood

Timing: Timing.ie

www.mylaps.com

Results are provisional until the conclusion of judicial & technical matters

Licensed to: Timing.ie

Printed: 11/06/2017 14:32:53



MEC Race Meeting

Sorted on best lap time

Patch Tyre Equipment Fiesta ST

Mondello Park National Circuit 1.850 km

Qualifying 11/06/2017 11:35

Qualifying (15:00 Time) started at 11:18:47

Pos	No.	Name	Car	Laps	Best Tm	In Lap	Diff	Gap	Best Speed	2nd Best
1	24	Shane McFadden	Ford Fiesta ST / 2000cc	10	1:06.277	4			100.487	1:06.427
2	1	David Maguire	Ford Fiesta ST / 2000cc	12	1:06.342	3	0.065	0.065	100.389	1:06.929
3	60	Brendan Fitzgerald	Ford Fiesta ST / 2000cc	8	1:06.460	2	0.183	0.118	100.211	1:06.752
4	29	Kevin O'Hara	Ford Fiesta ST / 2000cc	11	1:06.783	4	0.506	0.323	99.726	1:06.876
5	2	John Denning	Ford Fiesta ST / 2000cc	11	1:06.855	3	0.578	0.072	99.619	1:07.228
6	4	Hugh Grennan	Ford Fiesta ST / 2000cc	13	1:07.167	2	0.890	0.312	99.156	1:07.188
7	25	Tom Fahy	Ford Fiesta ST / 2000cc	10	1:07.172	3	0.895	0.005	99.148	1:07.457
8	70	Michael Fitzgerald	Ford Fiesta ST / 2000cc	13	1:07.184	5	0.907	0.012	99.131	1:07.518
9	11	Michael Cullen	Ford Fiesta ST / 2000cc	13	1:07.191	3	0.914	0.007	99.120	1:07.265
10	48	Graham McDonnell	Ford Fiesta ST / 2000cc	11	1:07.267	3	0.990	0.076	99.008	1:07.385
11	28	Stephen Kirwan	Ford Fiesta ST / 2000cc	13	1:07.287	3	1.010	0.020	98.979	1:07.403
12	99	Darragh McMullen	Ford Fiesta ST / 2000cc	12	1:07.332	4	1.055	0.045	98.913	1:07.514
13	55	Simon Quinn	Ford Fiesta ST / 2000cc	13	1:07.395	4	1.118	0.063	98.820	1:07.401
14	7	Mark Turley	Ford Fiesta ST / 2000cc	13	1:07.493	2	1.216	0.098	98.677	1:07.729
15	21	Trevor Farrar	Ford Fiesta ST / 2000cc	13	1:07.511	4	1.234	0.018	98.651	1:07.637
16	15	Ciaran Larkin	Ford Fiesta ST / 2000cc	13	1:07.547	5	1.270	0.036	98.598	1:07.593
17	8	David Kidd	Ford Fiesta ST / 2000cc	13	1:07.594	3	1.317	0.047	98.529	1:07.651
18	43	Brian Flanagan	Ford Fiesta ST / 2000cc	6	1:07.710	3	1.433	0.116	98.361	1:08.473
19	5	Barry-John McHenry	Ford Fiesta ST / 2000cc	12	1:07.718	3	1.441	0.008	98.349	1:07.918
20	98	Barry Barrable	Ford Fiesta ST / 2000cc	10	1:08.220	1	1.943	0.502	97.625	1:08.228
21	10	John Lally	Ford Fiesta ST / 2000cc	13	1:08.558	3	2.281	0.338	97.144	1:08.654
22	50	Ray Kearney	Ford Fiesta ST / 2000cc	13	1:08.924	4	2.647	0.366	96.628	1:09.356

Clerk of the Course: S.Boden (Sat) / S.Milligan (Sun)

Orbits

Deputy Clerk of the Course: Jonathan Flood

Timing: Timing.ie

www.mylaps.com

Results are provisional until the conclusion of judicial & technical matters

Licensed to: Timing.ie

Printed: 11/06/2017 14:38:06



MEC Race Meeting

Patch Tyre Equipment Fiesta ST

Mondello Park National Circuit 1.850 km

Qualifying

11/06/2017 11:35

Qualifying (15:00 Time) started at 11:18:47

(24) Shane McFadden			(2) John Denning			8 1:08.174 +0.990			(99) Darragh McMullen		
1	1:24.189	+17.912	1	1:12.253	+5.398	9	1:07.518	+0.334	1	1:22.320	+14.988
2	1:12.069	+5.792	2	1:08.212	+1.357	10	1:08.195	+1.011	2	1:07.514	+0.182
3	1:06.427	+0.150	3	1:06.855		11	1:07.926	+0.742	3	1:07.586	+0.254
4	1:06.277		4	1:09.352	+2.497	12	1:07.638	+0.454	4	1:07.332	
5	1:10.879	+4.602	5	1:07.228	+0.373	13	1:07.884	+0.700	5	1:07.950	+0.618
6	1:36.121	+29.844	6	1:07.781	+0.926	(11) Michael Cullen			p6	2:03.333	+56.001
p7	3:17.119	+2:10.842	7	1:07.665	+0.810	1	1:13.060	+5.869	7	1:13.265	+5.933
8	1:12.912	+6.635	p8	3:35.793	+2:28.938	2	1:07.611	+0.420	8	1:08.216	+0.884
9	1:07.371	+1.094	9	1:29.756	+22.901	3	1:07.191		9	1:08.658	+1.326
10	1:08.772	+2.495	10	1:07.290	+0.435	4	1:07.295	+0.104	10	1:08.069	+0.737
(1) David Maguire			11	1:07.650	+0.795	5	1:07.265	+0.074	11	1:08.277	+0.945
1	1:11.830	+5.488	(4) Hugh Grennan			6	1:12.729	+5.538	12	1:08.436	+1.104
2	1:08.766	+2.424	1	1:15.780	+8.613	7	1:07.892	+0.701	(55) Simon Quinn		
3	1:06.342		2	1:07.167		8	1:08.063	+0.872	1	1:12.658	+5.263
4	1:09.708	+3.366	3	1:07.188	+0.021	9	1:13.849	+6.658	2	1:07.933	+0.538
5	1:07.240	+0.898	4	1:07.310	+0.143	10	1:07.430	+0.239	3	1:07.655	+0.260
6	1:08.533	+2.191	5	1:07.942	+0.775	11	1:07.748	+0.557	4	1:07.395	
7	1:28.426	+22.084	6	1:09.249	+2.082	12	1:07.851	+0.660	5	1:07.607	+0.212
8	1:06.929	+0.587	7	1:07.520	+0.353	13	1:15.913	+8.722	6	1:07.401	+0.006
9	1:07.175	+0.833	8	1:08.087	+0.920	(48) Graham McDonnell			p7	1:58.922	+51.527
p10	2:11.318	+1:04.976	9	1:14.040	+6.873	1	1:13.552	+6.285	8	1:10.540	+3.145
11	1:12.427	+6.085	10	1:07.520	+0.353	2	1:17.202	+9.935	9	1:07.823	+0.428
12	1:07.478	+1.136	11	1:08.188	+1.021	3	1:07.267		10	1:07.783	+0.388
(60) Brendan Fitzgerald			12	1:19.545	+12.378	p4	2:03.357	+56.090	11	1:07.930	+0.535
1	1:17.929	+11.469	13	1:07.911	+0.744	5	1:13.869	+6.602	12	1:07.662	+0.267
2	1:06.460		(25) Tom Fahy			6	1:07.385	+0.118	13	1:07.953	+0.558
3	1:07.007	+0.547	1	1:23.443	+16.271	7	1:07.820	+0.553	(7) Mark Turley		
4	1:06.752	+0.292	2	1:12.316	+5.144	8	1:08.130	+0.863	1	1:12.616	+5.123
5	1:07.536	+1.076	3	1:07.172		p9	2:30.255	+1:22.988	2	1:07.493	
6	1:07.348	+0.888	4	1:07.457	+0.285	10	1:18.318	+11.051	3	1:07.857	+0.364
p7	4:40.043	+3:33.583	5	1:11.330	+4.158	11	1:07.910	+0.643	4	1:08.292	+0.799
8	1:13.364	+6.904	6	1:33.706	+26.534	(28) Stephen Kirwan			5	1:07.729	+0.236
(29) Kevin O'Hara			p7	3:17.434	+2:10.262	1	1:14.657	+7.370	6	1:08.451	+0.958
1	1:12.771	+5.988	8	1:12.549	+5.377	2	1:07.596	+0.309	7	1:07.950	+0.457
2	1:07.079	+0.296	9	1:07.501	+0.329	3	1:07.287		8	1:08.366	+0.873
3	1:06.876	+0.093	10	1:08.498	+1.326	4	1:07.403	+0.116	9	1:08.875	+1.382
4	1:06.783		(70) Michael Fitzgerald			5	1:07.690	+0.403	10	1:08.197	+0.704
5	1:07.180	+0.397	1	1:18.717	+11.533	6	1:07.824	+0.537	11	1:09.185	+1.692
6	1:10.879	+4.096	2	1:09.128	+1.944	7	1:09.490	+2.203	12	1:08.281	+0.788
p7	3:57.053	+2:50.270	3	1:07.537	+0.353	8	1:20.412	+13.125	p13	1:33.347	+25.854
8	1:12.412	+5.629	4	1:07.551	+0.367	9	1:08.082	+0.795	(21) Trevor Farrar		
9	1:07.518	+0.735	5	1:07.184		p10	1:40.441	+33.154	1	1:14.861	+7.350
10	1:07.495	+0.712	6	1:08.847	+1.663	11	1:13.887	+6.600	2	1:07.918	+0.407
11	1:07.954	+1.171	7	1:07.940	+0.756	12	1:08.089	+0.802	3	1:07.739	+0.228
						13	1:13.559	+6.272			

Clerk of the Course: S.Boden (Sat) / S.Milligan (Sun)

Orbits

Deputy Clerk of the Course: Jonathan Flood

Timing: Timing.ie

www.mylaps.com

Results are provisional until the conclusion of judicial & technical matters

Licensed to: Timing.ie

Printed: 11/06/2017 14:40:48

Page 1/2



MEC Race Meeting

Patch Tyre Equipment Fiesta ST

Mondello Park National Circuit 1.850 km

Qualifying

11/06/2017 11:35

Qualifying (15:00 Time) started at 11:18:47

4	1:07.511		(5) Barry-John McHenry	8	1:09.650	+0.726		
5	1:07.637	+0.126	1	1:12.025	+4.307	9	1:09.886	+0.962
6	1:07.814	+0.303	2	1:08.118	+0.400	10	1:09.899	+0.975
7	1:07.933	+0.422	3	1:07.718		11	1:10.359	+1.435
8	1:08.081	+0.570	4	1:08.315	+0.597	12	1:09.356	+0.432
9	1:08.697	+1.186	5	1:08.135	+0.417	13	1:10.776	+1.852
10	1:08.680	+1.169	6	1:08.450	+0.732			
11	1:07.997	+0.486	7	1:08.212	+0.494			
12	1:08.316	+0.805	8	1:08.636	+0.918			
13	1:08.171	+0.660	9	1:07.918	+0.200			
			10	1:08.558	+0.840			
(15) Ciaran Larkin			p11	2:23.454	+1:15.736			
1	1:23.724	+16.177	12	1:25.231	+17.513			
2	1:17.629	+10.082						
3	1:08.215	+0.668	(98) Barry Barrable					
4	1:07.593	+0.046	1	1:08.220				
5	1:07.547		2	2:16.668	+1:08.448			
6	1:07.979	+0.432	3	1:09.814	+1.594			
7	1:12.953	+5.406	4	1:08.854	+0.634			
8	1:07.972	+0.425	5	1:08.228	+0.008			
9	1:07.914	+0.367	6	1:08.306	+0.086			
10	1:11.197	+3.650	7	1:08.254	+0.034			
11	1:18.100	+10.553	8	1:08.338	+0.118			
12	1:08.075	+0.528	9	1:08.368	+0.148			
13	1:08.445	+0.898	10	1:08.250	+0.030			
(8) David Kidd			(10) John Lally					
1	1:12.660	+5.066	1	1:16.071	+7.513			
2	1:07.651	+0.057	2	1:08.843	+0.285			
3	1:07.594		3	1:08.558				
4	1:08.082	+0.488	4	1:08.813	+0.255			
5	1:08.424	+0.830	5	1:08.923	+0.365			
6	1:12.105	+4.511	6	1:09.049	+0.491			
p7	1:45.126	+37.532	7	1:08.654	+0.096			
8	1:15.321	+7.727	8	1:08.888	+0.330			
9	1:07.662	+0.068	9	1:09.582	+1.024			
10	1:08.325	+0.731	10	1:09.624	+1.066			
11	1:08.162	+0.568	11	1:09.905	+1.347			
12	1:08.401	+0.807	12	1:10.506	+1.948			
13	1:08.221	+0.627	13	1:09.765	+1.207			
(43) Brian Flanagan			(50) Ray Kearney					
1	1:11.960	+4.250	1	1:15.281	+6.357			
2	1:08.473	+0.763	2	1:09.611	+0.687			
3	1:07.710		3	1:09.392	+0.468			
4	1:09.495	+1.785	4	1:08.924				
5	1:09.770	+2.060	5	1:10.126	+1.202			
6	1:08.807	+1.097	6	1:09.957	+1.033			
			7	1:09.468	+0.544			

Clerk of the Course: S.Boden (Sat) / S.Milligan (Sun)

Orbits

Deputy Clerk of the Course: Jonathan Flood

Timing: Timing.ie

Results are provisional until the conclusion of judicial & technical matters

www.mylaps.com

Licensed to: Timing.ie

Printed: 11/06/2017 14:40:48

Page 2/2



MEC Race Meeting

Patch Tyre Equipment Fiesta ST

Mondello Park National Circuit 1.850 km

Race 1

11/06/2017 14:50

Race (15:00 Time)

10	1:07.718 5 Barry-John McHenry 19
9	1:07.594 8 David Kidd 17
8	1:07.511 21 Trevor Farrar 15
7	1:07.395 55 Simon Quinn 13
6	1:07.287 28 Stephen Kirwan 11
5	1:07.191 11 Michael Cullen 9
4	1:07.172 25 Tom Fahy 7
3	1:06.855 2 John Denning 5
2	1:06.460 60 Brendan Fitzgerald 3
1	1:06.277 24 Shane McFadden 1

POLE POSITION

1:08.220 98 Barry Barrable 20
1:07.710 43 Brian Flanagan 18
1:07.547 15 Ciaran Larkin 16
1:07.493 7 Mark Turley 14
1:07.332 99 Darragh McMullen 12
1:07.267 48 Graham McDonnell 10
1:07.184 70 Michael Fitzgerald 8
1:07.167 4 Hugh Grennan 6
1:06.783 29 Kevin O'Hara 4
1:06.342 1 David Maguire 2

Clerk of the Course: S.Boden (Sat) / S.Milligan (Sun)

Deputy Clerk of the Course: Jonathan Flood

Timing: Timing.ie

Results are provisional until the conclusion of judicial & technical matters

Printed: 11/06/2017 14:38:54

Orbits

www.mylaps.com

Licensed to: Timing.ie

Page 1/2



MEC Race Meeting

Patch Tyre Equipment Fiesta ST

Mondello Park National Circuit 1.850 km

Race 1

11/06/2017 14:50

Race (15:00 Time)

11

1:08.558
10 John Lally

21

1:08.924
50 Ray Kearney

22

Clerk of the Course: S.Boden (Sat) / S.Milligan (Sun)

Deputy Clerk of the Course: Jonathan Flood

Timing: Timing.ie

Results are provisional until the conclusion of judicial & technical matters

Printed: 11/06/2017 14:38:54

Orbits

www.mylaps.com

Licensed to: Timing.ie

Page 2/2



MEC Race Meeting

Sorted on Laps

Patch Tyre Equipment Fiesta ST

Mondello Park National Circuit 1.850 km

Race 1 Re-Run

11/06/2017 14:52

Race (10:00 Time) started at 15:55:53

Pos	No.	Name	Car	Laps	Diff	Gap	Total Tm	Best Tm	Best Speed	In Lap
1	1	David Maguire	Ford Fiesta ST / 2000cc	9			10:11.366	1:07.350	98.886	2
2	24	Shane McFadden	Ford Fiesta ST / 2000cc	9	0.491	0.491	10:11.857	1:07.062	99.311	2
3	60	Brendan Fitzgerald	Ford Fiesta ST / 2000cc	9	5.424	4.933	10:16.790	1:07.798	98.233	3
4	2	John Denning	Ford Fiesta ST / 2000cc	9	5.871	0.447	10:17.237	1:07.809	98.217	7
5	4	Hugh Grennan	Ford Fiesta ST / 2000cc	9	6.277	0.406	10:17.643	1:07.762	98.285	7
6	11	Michael Cullen	Ford Fiesta ST / 2000cc	9	6.774	0.497	10:18.140	1:07.562	98.576	8
7	99	Darragh McMullen	Ford Fiesta ST / 2000cc	9	9.029	2.255	10:20.395	1:07.819	98.203	5
8	28	Stephen Kirwan	Ford Fiesta ST / 2000cc	9	10.989	1.960	10:22.355	1:07.932	98.039	7
9	21	Trevor Farrar	Ford Fiesta ST / 2000cc	9	13.096	2.107	10:24.462	1:08.053	97.865	6
10	48	Graham McDonnell	Ford Fiesta ST / 2000cc	9	14.851	1.755	10:26.217	1:07.887	98.104	6
11	15	Ciaran Larkin	Ford Fiesta ST / 2000cc	9	14.994	0.143	10:26.360	1:08.168	97.700	4
12	43	Brian Flanagan	Ford Fiesta ST / 2000cc	9	22.287	7.293	10:33.653	1:08.614	97.065	3
13	98	Barry Barrable	Ford Fiesta ST / 2000cc	9	25.939	3.652	10:37.305	1:08.235	97.604	3
14	5	Barry-John McHenry	Ford Fiesta ST / 2000cc	9	27.956	2.017	10:39.322	1:09.827	95.379	8
15	50	Ray Kearney	Ford Fiesta ST / 2000cc	9	32.148	4.192	10:43.514	1:09.587	95.708	9
16	10	John Lally	Ford Fiesta ST / 2000cc	9	32.879	0.731	10:44.245	1:09.469	95.870	7
Not classified										
DNF	25	Tom Fahy	Ford Fiesta ST / 2000cc	3	DNF		3:41.153	1:08.922	96.631	2
DNF	8	David Kidd	Ford Fiesta ST / 2000cc		DNF		4.590		-	0
DNS	29	Kevin O'Hara	Ford Fiesta ST / 2000cc		DNS				-	0

Announcements

CAR No. 98 - Barry Barrable +10 Second Penalty, Jump Start

Margin of Victory	Avg. Speed	Best Lap Tm	Best Speed	Best Lap by
0.491	98.043	1:07.062	99.311	24 - Shane McFadden

Clerk of the Course: S.Boden (Sat) / S.Milligan (Sun)

Orbits

Deputy Clerk of the Course: Jonathan Flood

Timing: Timing.ie

www.mylaps.com

Results are provisional until the conclusion of judicial & technical matters

Licensed to: Timing.ie

Printed: 11/06/2017 16:08:52



MEC Race Meeting

Patch Tyre Equipment Fiesta ST

Mondello Park National Circuit 1.850 km

Race 1 Re-Run

11/06/2017 14:52

Race (10:00 Time) started at 15:55:53

(1) David Maguire			4	1:07.960	+0.198	9	1:08.981	+0.928	3	1:10.381	+0.554
1	1:10.752	+3.402	5	1:08.064	+0.302	(48) Graham McDonnell			4	1:10.494	+0.667
2	1:07.350		6	1:07.824	+0.062	1	1:12.728	+4.841	5	1:10.017	+0.190
3	1:07.622	+0.272	7	1:07.782		2	1:08.902	+1.015	6	1:10.020	+0.193
4	1:07.656	+0.306	8	1:07.803	+0.041	3	1:08.582	+0.695	7	1:10.235	+0.408
5	1:07.970	+0.620	9	1:08.517	+0.755	4	1:08.059	+0.172	8	1:09.827	
6	1:07.527	+0.177	(11) Michael Cullen			5	1:08.342	+0.455	9	1:10.565	+0.738
7	1:07.574	+0.224	1	1:11.618	+4.056	6	1:07.887		(50) Ray Kearney		
8	1:07.534	+0.184	2	1:08.647	+1.085	7	1:08.335	+0.448	1	1:13.762	+4.175
9	1:07.381	+0.031	3	1:08.236	+0.674	8	1:10.110	+2.223	2	1:10.893	+1.306
(24) Shane McFadden			4	1:07.756	+0.194	9	1:11.033	+3.146	3	1:11.058	+1.471
1	1:11.210	+4.148	5	1:07.865	+0.303	(15) Ciaran Larkin			4	1:11.254	+1.667
2	1:07.082		6	1:07.951	+0.389	1	1:13.087	+4.919	5	1:10.397	+0.810
3	1:07.506	+0.444	7	1:07.861	+0.299	2	1:09.283	+1.115	6	1:11.049	+1.462
4	1:07.609	+0.547	8	1:07.582		3	1:08.413	+0.245	7	1:10.361	+0.774
5	1:07.861	+0.799	9	1:08.455	+0.893	4	1:08.168		8	1:09.940	+0.353
6	1:07.812	+0.750	(99) Darragh McMullen			5	1:09.443	+1.275	9	1:09.587	
7	1:07.507	+0.445	1	1:11.762	+3.943	6	1:08.524	+0.356	(10) John Lally		
8	1:07.753	+0.691	2	1:08.259	+0.440	7	1:08.681	+0.513	1	1:14.125	+4.656
9	1:07.430	+0.368	3	1:08.667	+0.848	8	1:08.270	+0.102	2	1:10.715	+1.246
(60) Brendan Fitzgerald			4	1:08.296	+0.477	9	1:09.065	+0.897	3	1:10.963	+1.494
1	1:11.864	+4.066	5	1:07.819		(43) Brian Flanagan			4	1:13.774	+4.305
2	1:07.985	+0.187	6	1:08.414	+0.595	1	1:12.141	+3.527	5	1:09.854	+0.385
3	1:07.798		7	1:08.080	+0.261	2	1:09.351	+0.737	6	1:09.558	+0.089
4	1:08.140	+0.342	8	1:08.135	+0.316	3	1:08.614		7	1:09.469	
5	1:07.960	+0.162	9	1:08.212	+0.393	4	1:08.898	+0.284	8	1:10.289	+0.820
6	1:08.080	+0.282	(28) Stephen Kirwan			5	1:08.838	+0.224	9	1:09.959	+0.490
7	1:08.075	+0.277	1	1:12.833	+4.901	6	1:09.659	+1.045	(25) Tom Fahy		
8	1:08.064	+0.266	2	1:08.725	+0.793	7	1:10.136	+1.522	1	1:20.856	+11.934
9	1:08.280	+0.482	3	1:08.605	+0.673	8	1:10.545	+1.931	2	1:08.922	
(2) John Denning			4	1:08.122	+0.190	9	1:11.013	+2.399	3	1:09.300	+0.378
1	1:11.471	+3.662	5	1:08.043	+0.111	(98) Barry Barrable					
2	1:08.094	+0.285	6	1:08.426	+0.494	1	1:12.351	+4.116			
3	1:08.019	+0.210	7	1:07.932		2	1:09.027	+0.792			
4	1:07.901	+0.092	8	1:08.928	+0.996	3	1:08.235				
5	1:08.279	+0.470	9	1:08.117	+0.185	4	1:08.513	+0.278			
6	1:07.881	+0.072	(21) Trevor Farrar			5	1:09.413	+1.178			
7	1:07.809		1	1:12.879	+4.826	6	1:08.670	+0.435			
8	1:08.141	+0.332	2	1:08.611	+0.558	7	1:08.754	+0.519			
9	1:08.423	+0.614	3	1:08.647	+0.594	8	1:09.010	+0.775			
(4) Hugh Grennan			4	1:08.262	+0.209	9	1:09.387	+1.152			
1	1:11.879	+4.117	5	1:08.271	+0.218	(5) Barry-John McHenry					
2	1:08.418	+0.656	6	1:08.053		1	1:13.240	+3.413			
3	1:08.073	+0.311	7	1:08.102	+0.049	2	1:09.877	+0.050			
			8	1:09.516	+1.463						

Clerk of the Course: S.Boden (Sat) / S.Milligan (Sun)

Orbits

Deputy Clerk of the Course: Jonathan Flood

Timing: Timing.ie

www.mylaps.com

Results are provisional until the conclusion of judicial & technical matters

Licensed to: Timing.ie

Printed: 11/06/2017 16:09:25



MEC Race Meeting

Patch Tyre Equipment Fiesta ST

Mondello Park National Circuit 1.850 km

Race 2

11/06/2017 16:55

Race (15:00 Time)

10

29 Kevin O'Hara

19

55 Simon Quinn

20

9

25 Tom Fahy

17

8 David Kidd

18

8

50 Ray Kearney

15

10 John Lally

16

7

98 Barry Barrable

13

5 Barry-John McHenry

14

6

15 Ciaran Larkin

11

43 Brian Flanagan

12

5

21 Trevor Farrar

9

48 Graham McDonnell

10

4

99 Darragh McMullen

7

28 Stephen Kirwan

8

3

24 Shane McFadden

5

1 David Maguire

6

2

2 John Denning

3

60 Brendan Fitzgerald

4

1

11 Michael Cullen

1

4 Hugh Grennan

2

POLE POSITION

Clerk of the Course: S.Boden (Sat) / S.Milligan (Sun)

Orbits

Deputy Clerk of the Course: Jonathan Flood

Timing: Timing.ie

Results are provisional until the conclusion of judicial & technical matters

www.mylaps.com

Licensed to: Timing.ie

Printed: 11/06/2017 17:42:18



MEC Race Meeting

Sorted on Laps

Patch Tyre Equipment Fiesta ST

Mondello Park National Circuit 1.850 km

Race 2

11/06/2017 16:55

Race (15:00 Time) started at 17:45:25

Pos	No.	Name	Car	Laps	Diff	Gap	Total Tm	Best Tm	Best Speed	In Lap
1	1	David Maguire	Ford Fiesta ST / 2000cc	13			15:22.893	1:08.446	97.303	13
2	11	Michael Cullen	Ford Fiesta ST / 2000cc	13	1.495	1.495	15:24.388	1:09.041	96.464	12
3	4	Hugh Grennan	Ford Fiesta ST / 2000cc	13	5.919	4.424	15:28.812	1:09.073	96.420	11
4	60	Brendan Fitzgerald	Ford Fiesta ST / 2000cc	13	6.255	0.336	15:29.148	1:08.578	97.116	13
5	24	Shane McFadden	Ford Fiesta ST / 2000cc	13	6.698	0.443	15:29.591	1:08.612	97.068	13
6	99	Darragh McMullen	Ford Fiesta ST / 2000cc	13	13.941	7.243	15:36.834	1:09.280	96.132	13
7	48	Graham McDonnell	Ford Fiesta ST / 2000cc	13	14.869	0.928	15:37.762	1:09.028	96.483	13
8	21	Trevor Farrar	Ford Fiesta ST / 2000cc	13	15.459	0.590	15:38.352	1:09.045	96.459	12
9	43	Brian Flanagan	Ford Fiesta ST / 2000cc	13	16.069	0.610	15:38.962	1:08.664	96.994	13
10	98	Barry Barrable	Ford Fiesta ST / 2000cc	13	17.714	1.645	15:40.607	1:09.057	96.442	11
11	5	Barry-John McHenry	Ford Fiesta ST / 2000cc	13	19.940	2.226	15:42.833	1:09.272	96.143	13
12	15	Ciaran Larkin	Ford Fiesta ST / 2000cc	13	22.520	2.580	15:45.413	1:09.147	96.317	12
13	55	Simon Quinn	Ford Fiesta ST / 2000cc	13	29.714	7.194	15:52.607	1:09.409	95.953	11
14	10	John Lally	Ford Fiesta ST / 2000cc	13	50.656	20.942	16:13.549	1:09.955	95.204	13
15	50	Ray Kearney	Ford Fiesta ST / 2000cc	13	52.366	1.710	16:15.259	1:11.702	92.884	11
16	2	John Denning	Ford Fiesta ST / 2000cc	13	52.716	0.350	16:15.609	1:11.580	93.043	12
Not classified										
DNF	28	Stephen Kirwan	Ford Fiesta ST / 2000cc	2	DNF		2:49.328	1:20.470	82.764	1
DNS	25	Tom Fahy	Ford Fiesta ST / 2000cc		DNS				-	0
DNS	8	David Kidd	Ford Fiesta ST / 2000cc		DNS				-	0
DNS	29	Kevin O'Hara	Ford Fiesta ST / 2000cc		DNS				-	0

Announcements

CAR No. 55 - Simon Quinn +10 second penalty, Jump Start

Margin of Victory	Avg. Speed	Best Lap Tm	Best Speed	Best Lap by
1.495	93.814	1:08.446	97.303	1 - David Maguire

Clerk of the Course: S.Boden (Sat) / S.Milligan (Sun)

Orbits

Deputy Clerk of the Course: Jonathan Flood

Timing: Timing.ie

www.mylaps.com

Results are provisional until the conclusion of judicial & technical matters

Licensed to: Timing.ie

Printed: 11/06/2017 18:02:46



MEC Race Meeting

Patch Tyre Equipment Fiesta ST

Mondello Park National Circuit 1.850 km

Race 2

11/06/2017 16:55

Race (15:00 Time) started at 17:45:25

			3	1:11.491	+2.913	7	1:13.280	+4.252	11	1:09.057	
(1) David Maguire			4	1:10.310	+1.732	8	1:11.323	+2.295	12	1:09.531	+0.474
1	1:17.474	+9.028	5	1:12.260	+3.682	9	1:10.767	+1.739	13	1:09.446	+0.389
2	1:11.791	+3.345	6	1:13.898	+5.320	10	1:10.271	+1.243			
3	1:10.520	+2.074	7	1:12.713	+4.135	11	1:09.364	+0.336	(5) Barry-John McHenry		
4	1:09.842	+1.396	8	1:10.324	+1.746	12	1:09.224	+0.196	1	1:19.593	+10.321
5	1:12.239	+3.793	9	1:10.726	+2.148	13	1:09.028		2	1:14.034	+4.762
6	1:13.061	+4.615	10	1:08.763	+0.185				3	1:12.086	+2.814
7	1:12.589	+4.143	11	1:09.408	+0.830	(21) Trevor Farrar			4	1:11.521	+2.249
8	1:10.510	+2.064	12	1:09.340	+0.762	1	1:20.054	+11.009	5	1:13.545	+4.273
9	1:09.184	+0.738	13	1:08.578		2	1:13.532	+4.487	6	1:14.329	+5.057
10	1:08.454	+0.008	(24) Shane McFadden			3	1:11.153	+2.108	7	1:12.849	+3.577
11	1:09.078	+0.632	1	1:18.595	+9.983	4	1:10.193	+1.148	8	1:11.457	+2.185
12	1:08.478	+0.032	2	1:11.499	+2.887	5	1:13.149	+4.104	9	1:10.630	+1.358
13	1:08.446		3	1:11.422	+2.810	6	1:14.034	+4.989	10	1:09.550	+0.278
(11) Michael Cullen			4	1:10.115	+1.503	7	1:13.625	+4.580	11	1:09.341	+0.069
1	1:14.974	+5.933	5	1:12.659	+4.047	8	1:11.661	+2.616	12	1:10.358	+1.086
2	1:10.577	+1.536	6	1:13.897	+5.285	9	1:10.972	+1.927	13	1:09.272	
3	1:10.183	+1.142	7	1:12.771	+4.159	10	1:09.832	+0.787	(15) Ciaran Larkin		
4	1:10.108	+1.067	8	1:10.867	+2.255	11	1:09.316	+0.271	1	1:21.282	+12.135
5	1:12.691	+3.650	9	1:10.357	+1.745	12	1:09.045		2	1:14.466	+5.319
6	1:12.907	+3.866	10	1:08.785	+0.173	13	1:09.133	+0.088	3	1:12.233	+3.086
7	1:12.248	+3.207	11	1:08.972	+0.360	(43) Brian Flanagan			4	1:11.173	+2.026
8	1:11.107	+2.066	12	1:09.586	+0.974	1	1:18.209	+9.545	5	1:15.396	+6.249
9	1:10.527	+1.486	13	1:08.612		2	1:11.883	+3.219	6	1:14.840	+5.693
10	1:09.837	+0.796	(99) Darragh McMullen			3	1:11.246	+2.582	7	1:14.053	+4.906
11	1:10.784	+1.743	1	1:18.786	+9.506	4	1:10.474	+1.810	8	1:11.554	+2.407
12	1:09.041		2	1:12.175	+2.895	5	1:13.851	+5.187	9	1:10.372	+1.225
13	1:09.404	+0.363	3	1:11.039	+1.759	6	1:14.930	+6.266	10	1:09.247	+0.100
(4) Hugh Grennan			4	1:10.589	+1.309	7	1:14.616	+5.952	11	1:09.608	+0.461
1	1:18.994	+9.921	5	1:13.434	+4.154	8	1:11.663	+2.999	12	1:09.147	
2	1:11.928	+2.855	6	1:14.777	+5.497	9	1:11.044	+2.380	13	1:09.184	+0.037
3	1:10.872	+1.799	7	1:13.442	+4.162	10	1:09.750	+1.086	(55) Simon Quinn		
4	1:09.978	+0.905	8	1:11.978	+2.698	11	1:09.387	+0.723	1	1:17.460	+8.051
5	1:13.108	+4.035	9	1:10.473	+1.193	12	1:10.489	+1.825	2	1:13.747	+4.338
6	1:13.679	+4.606	10	1:10.036	+0.756	13	1:08.664		3	1:11.229	+1.820
7	1:12.209	+3.136	11	1:09.639	+0.359	(98) Barry Barrable			4	1:10.484	+1.075
8	1:11.124	+2.051	12	1:09.462	+0.182	1	1:19.974	+10.917	5	1:15.132	+5.723
9	1:10.341	+1.268	13	1:09.280		2	1:13.824	+4.767	6	1:14.028	+4.619
10	1:09.088	+0.015	(48) Graham McDonnell			3	1:11.284	+2.227	7	1:14.752	+5.343
11	1:09.073		1	1:18.927	+9.899	4	1:10.223	+1.166	8	1:11.641	+2.232
12	1:09.137	+0.064	2	1:12.276	+3.248	5	1:14.384	+5.327	9	1:10.384	+0.975
13	1:09.179	+0.106	3	1:11.756	+2.728	6	1:14.426	+5.369	10	1:10.134	+0.725
(60) Brendan Fitzgerald			4	1:10.897	+1.869	7	1:12.920	+3.863	11	1:09.409	
1	1:18.609	+10.031	5	1:13.695	+4.667	8	1:12.187	+3.130	12	1:10.454	+1.045
2	1:11.453	+2.875	6	1:14.427	+5.399	9	1:10.476	+1.419	13	1:09.457	+0.048
						10	1:09.894	+0.837			

Clerk of the Course: S.Boden (Sat) / S.Milligan (Sun)

Orbits

Deputy Clerk of the Course: Jonathan Flood

Timing: Timing.ie

www.mylaps.com

Results are provisional until the conclusion of judicial & technical matters

Licensed to: Timing.ie

Printed: 11/06/2017 18:03:10

Page 1/2



MEC Race Meeting

Patch Tyre Equipment Fiesta ST

Mondello Park National Circuit 1.850 km

Race 2

11/06/2017 16:55

Race (15:00 Time) started at 17:45:25

(10) John Lally

1	1:21.081	+11.126
2	1:23.847	+13.892
3	1:12.977	+3.022
4	1:12.934	+2.979
5	1:16.713	+6.758
6	1:17.220	+7.265
7	1:14.540	+4.585
8	1:13.379	+3.424
9	1:12.539	+2.584
10	1:10.771	+0.816
11	1:12.038	+2.083
12	1:11.718	+1.763
13	1:09.955	

(50) Ray Kearney

1	1:22.003	+10.301
2	1:15.437	+3.735
3	1:13.222	+1.520
4	1:13.637	+1.935
5	1:19.166	+7.464
6	1:17.544	+5.842
7	1:15.339	+3.637
8	1:14.175	+2.473
9	1:13.012	+1.310
10	1:12.167	+0.465
11	1:11.702	
12	1:11.986	+0.284
13	1:11.973	+0.271

(2) John Denning

1	1:22.880	+11.300
2	1:20.064	+8.484
3	1:15.100	+3.520
4	1:14.435	+2.855
5	1:16.004	+4.424
6	1:16.902	+5.322
7	1:14.545	+2.965
8	1:14.179	+2.599
9	1:13.102	+1.522
10	1:11.749	+0.169
11	1:12.113	+0.533
12	1:11.580	
13	1:12.262	+0.682

(28) Stephen Kirwan

1	1:20.470	
2	1:27.002	+6.532

Clerk of the Course: S.Boden (Sat) / S.Milligan (Sun)

Orbits

Deputy Clerk of the Course: Jonathan Flood

Timing: Timing.ie

Results are provisional until the conclusion of judicial & technical matters

www.mylaps.com

Licensed to: Timing.ie

Printed: 11/06/2017 18:03:10

Page 2/2